

Individual Report for Instructor Lototsky (39635-20241 : MATH-408 Mathematical Statistics (39635))

Project Title: **USC Learning Experience Evaluations - Spring 2024**

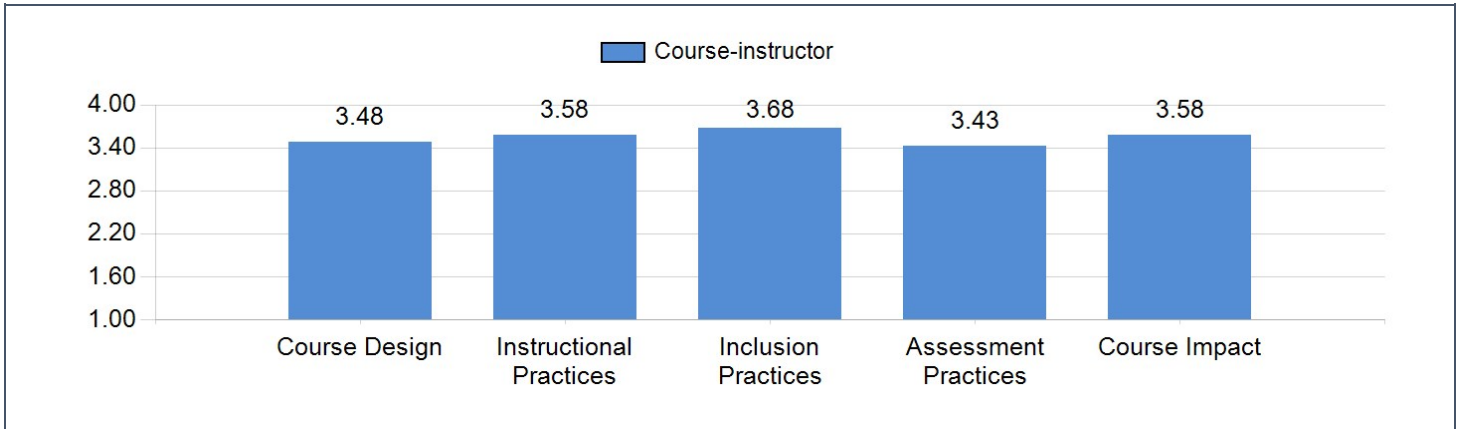
Courses Audience: **33**
Responses Received: **11**
Response Ratio: **33.33%**

Report Comments

Please download and save a PDF copy of this report

LEARNING EXPERIENCE SUBSCALE ANALYSIS

Learning Experience Subscale Average Score



Competency	Course-instructor	Standard Deviation
Course Design	3.48	+/-0.71
Instructional Practices	3.58	+/-0.61
Inclusion Practices	3.68	+/-0.57
Assessment Practices	3.43	+/-0.70
Course Impact	3.58	+/-0.66

COURSE DESIGN

	N	Mean	Std. Deviation
The course objectives were well explained.	11	3.45	0.82
The course assignments were related to the course objectives.	11	3.36	0.81
I understood what was expected of me in this course.	11	3.64	0.50

INSTRUCTIONAL PRACTICES

	N	Mean	Std. Deviation
The instructor carefully explained difficult concepts, methods, and subject matter.	11	3.45	0.69
The instructor encouraged me to do my best work.	11	3.73	0.47
The instructor encouraged questioning and discussion of course topics from the students	11	3.55	0.69

INCLUSION PRACTICES

	N	Mean	Std. Deviation
The course materials included diverse perspectives OR applications to diverse populations.	10	3.70	0.48
The instructor used a variety of teaching approaches to meet the needs of all students.	10	3.60	0.70
The instructor was receptive to the expression of diverse student viewpoints	10	3.60	0.70
The instructor demonstrated sensitivity to students' needs and diverse life experiences	10	3.80	0.42

ASSESSMENT PRACTICES

	N	Mean	Std. Deviation
The assessments/assignments reflected what was covered in the course.	11	3.00	0.89
The grades I have received thus far reflect the QUALITY of my performance in the course.	11	3.55	0.69
The criteria for good performance on the assignments or assessments were clearly communicated.	11	3.55	0.52
The instructor's evaluation of my performances was constructive.	11	3.64	0.50

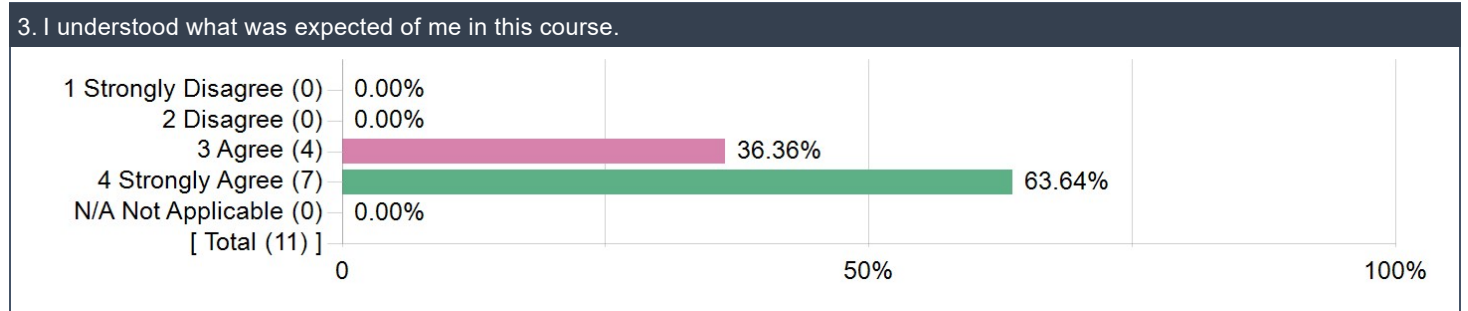
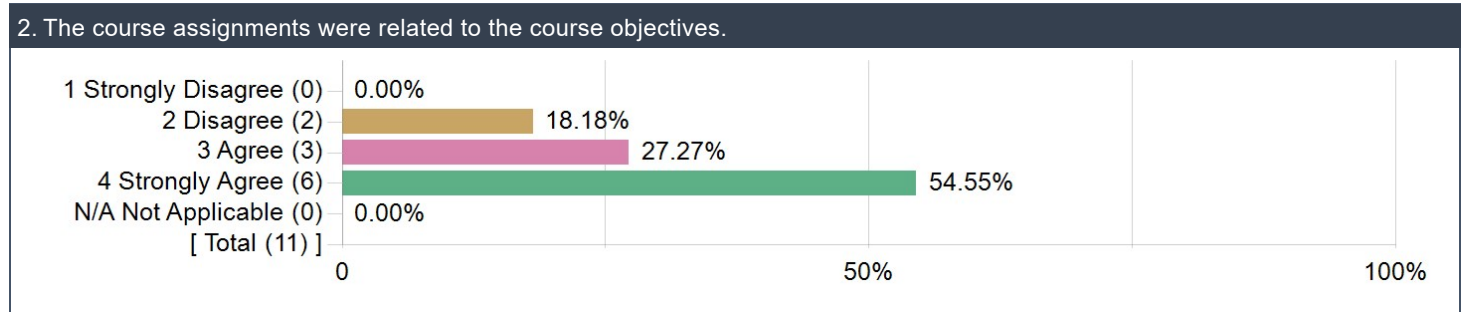
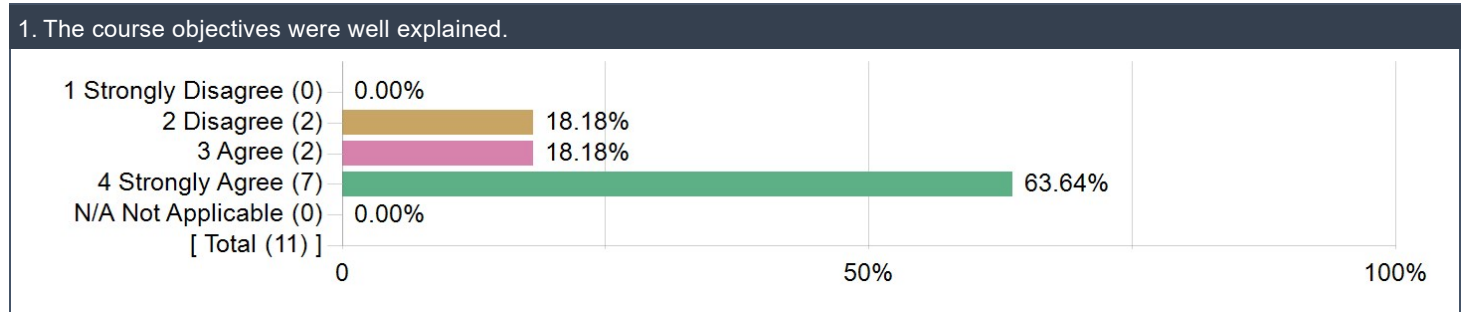
COURSE IMPACT

	N	Mean	Std. Deviation
I learned perspectives, principles, or practices from this course that I expect to apply to new situations.	11	3.55	0.69
This course challenged me to think critically and communicate clearly about the subject.	11	3.64	0.67
This course provided me with information that may be directly applicable to my career or academic goals.	11	3.55	0.69

LEARNING EXPERIENCE SUBSCALE ANALYSIS: COURSE DESIGN

COURSE DESIGN

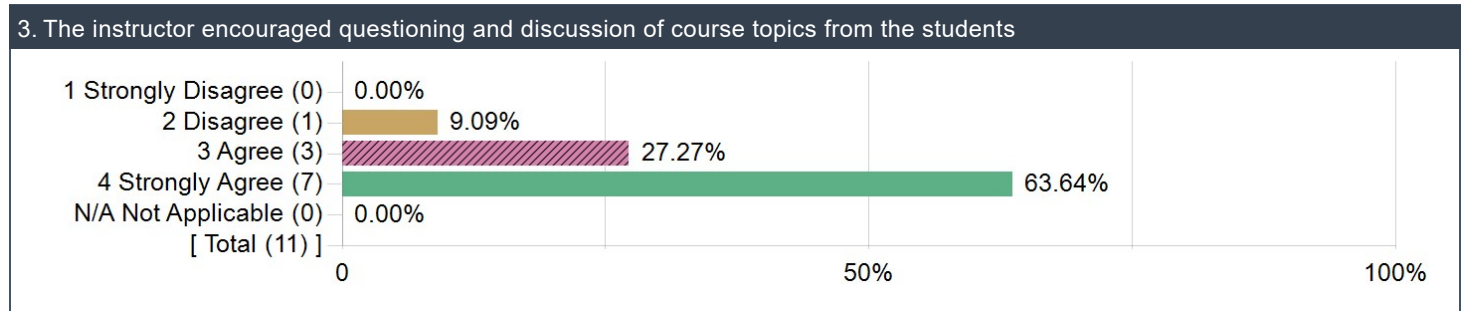
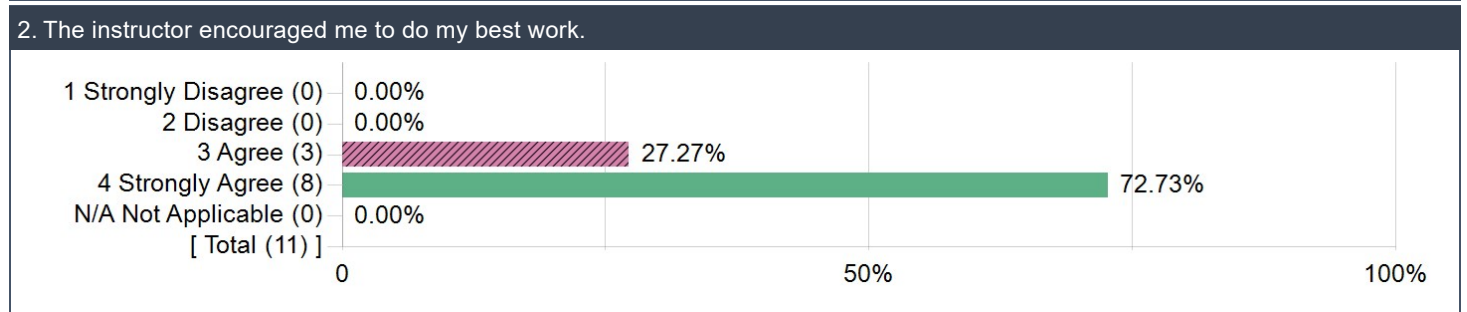
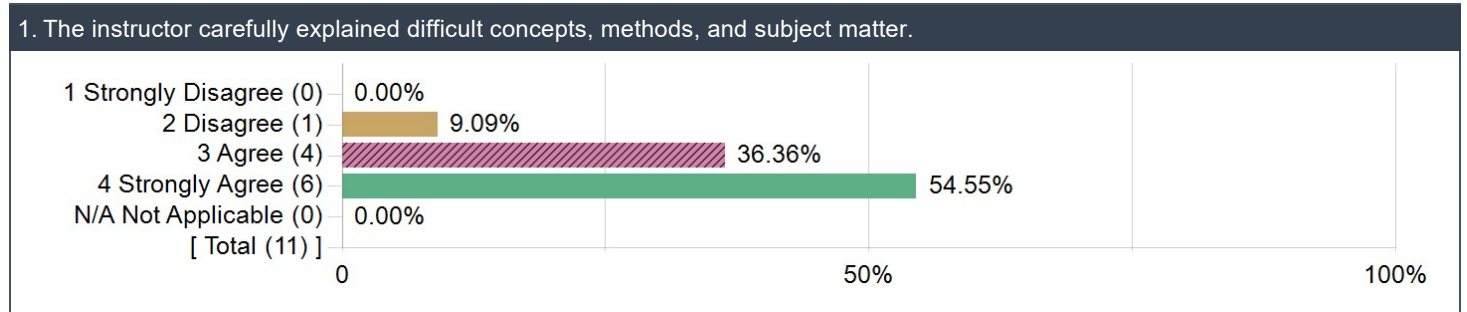
	N	Mean	Std. Deviation
The course objectives were well explained.	11	3.45	0.82
The course assignments were related to the course objectives.	11	3.36	0.81
I understood what was expected of me in this course.	11	3.64	0.50



LEARNING EXPERIENCE SUBSCALE ANALYSIS: INSTRUCTIONAL PRACTICES

INSTRUCTIONAL PRACTICES

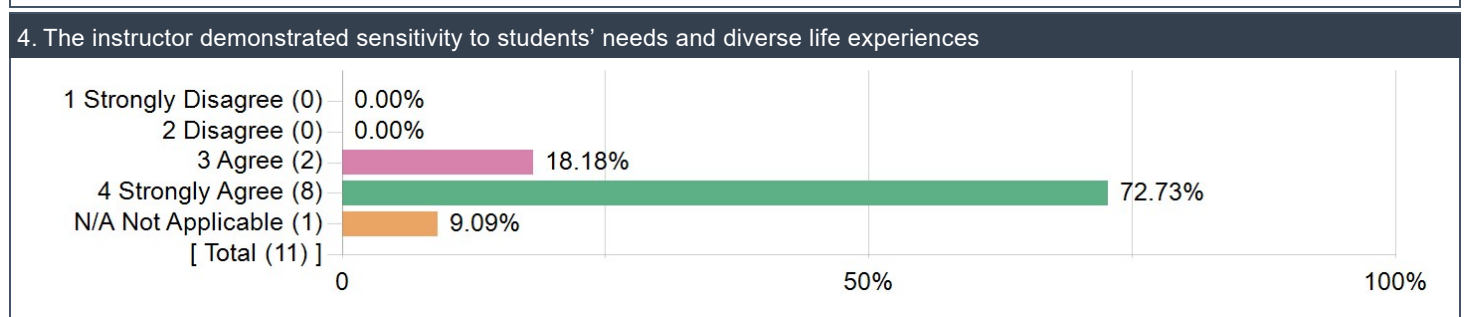
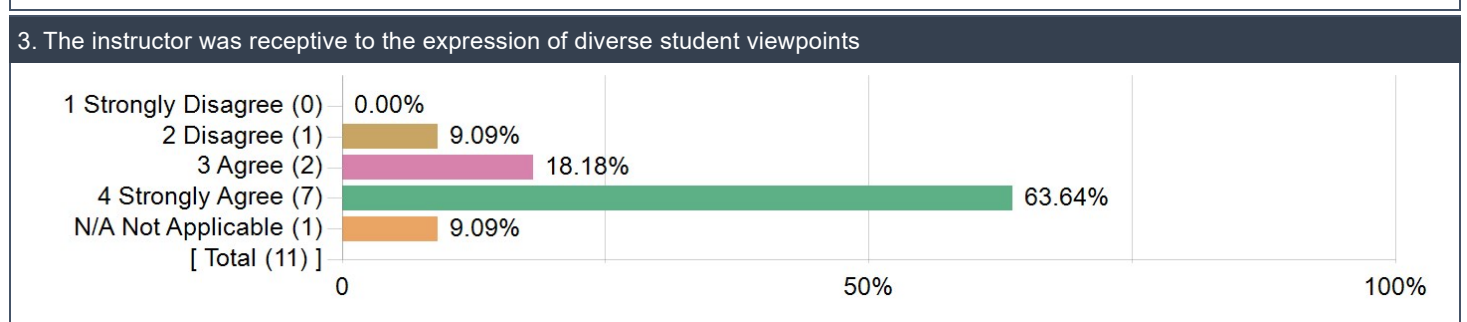
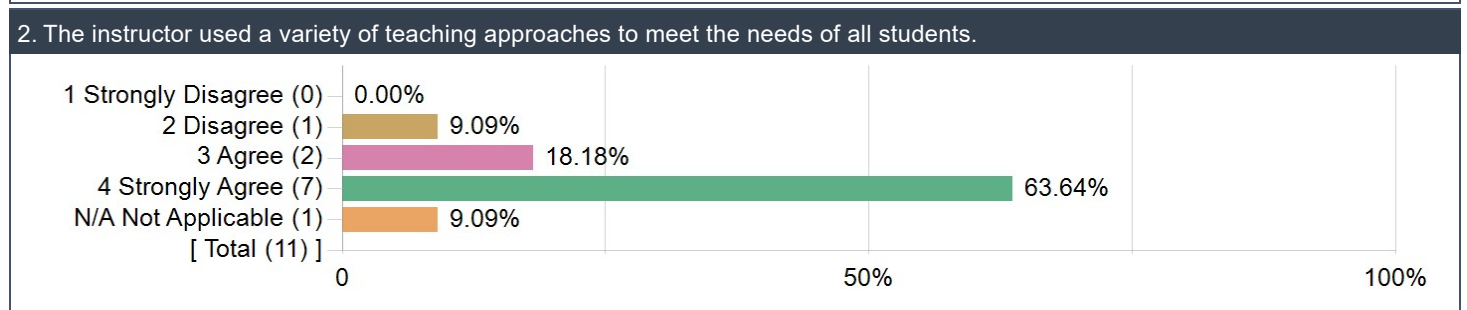
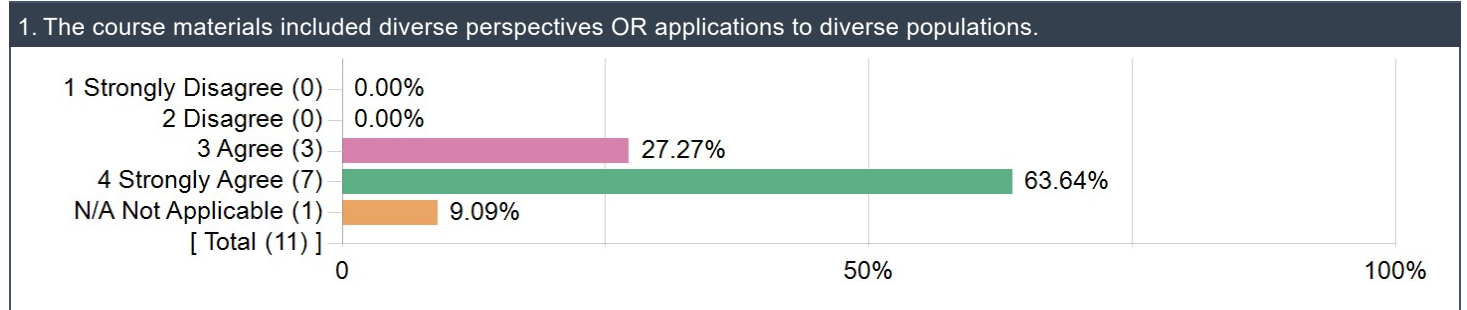
	N	Mean	Std. Deviation
The instructor carefully explained difficult concepts, methods, and subject matter.	11	3.45	0.69
The instructor encouraged me to do my best work.	11	3.73	0.47
The instructor encouraged questioning and discussion of course topics from the students	11	3.55	0.69



LEARNING EXPERIENCE SUBSCALE ANALYSIS: INCLUSION PRACTICES

INCLUSION PRACTICES

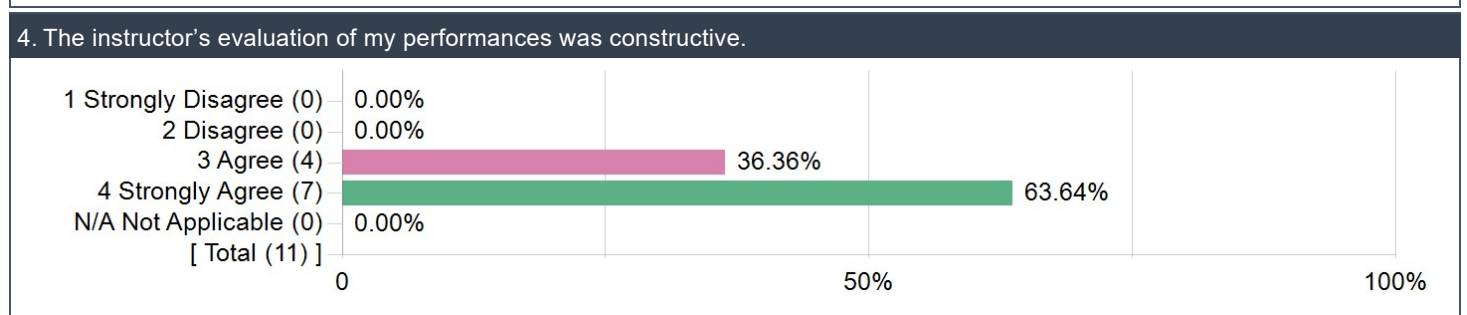
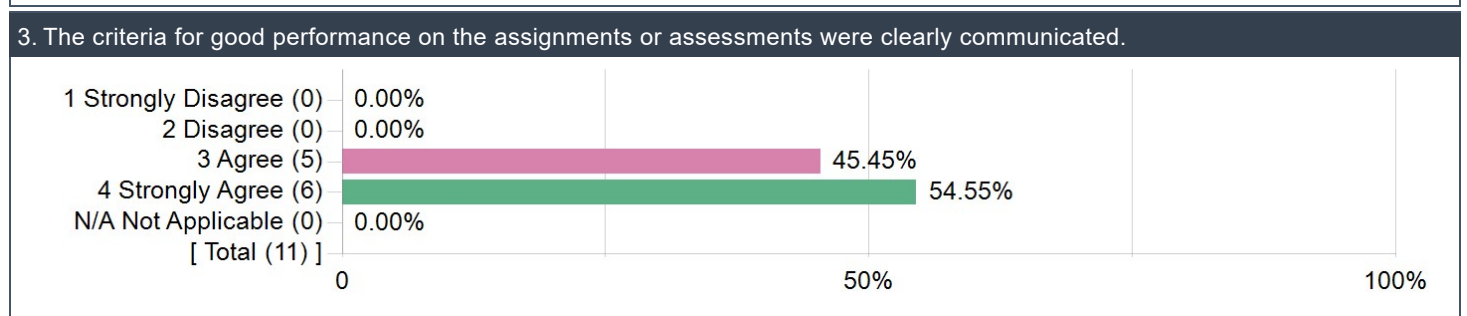
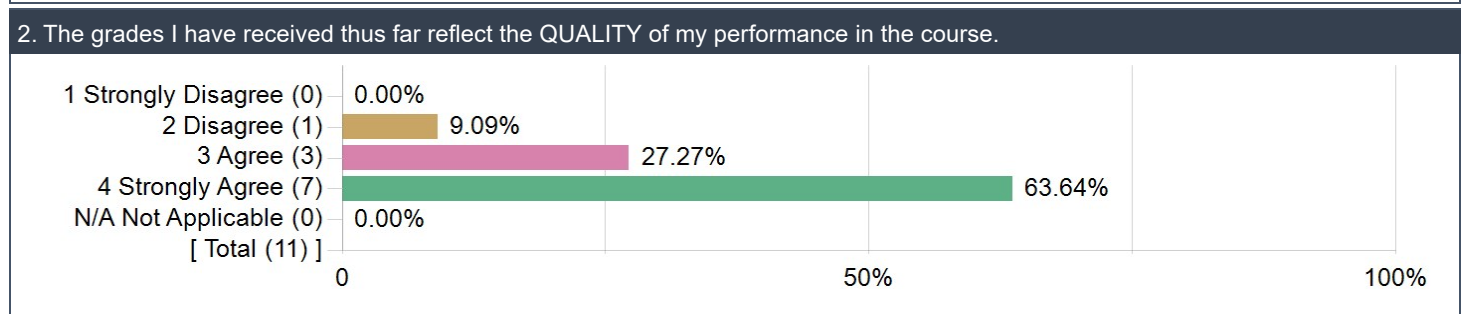
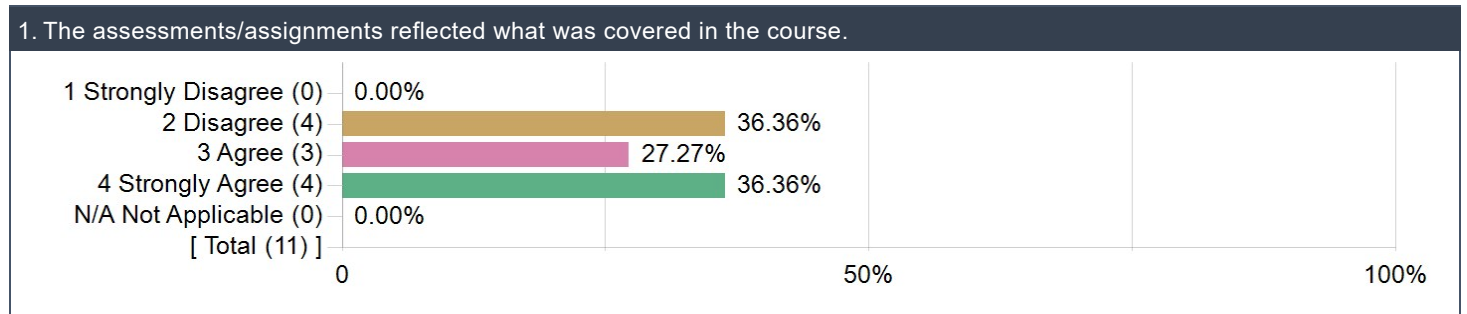
	N	Mean	Std. Deviation
The course materials included diverse perspectives OR applications to diverse populations.	10	3.70	0.48
The instructor used a variety of teaching approaches to meet the needs of all students.	10	3.60	0.70
The instructor was receptive to the expression of diverse student viewpoints	10	3.60	0.70
The instructor demonstrated sensitivity to students' needs and diverse life experiences	10	3.80	0.42



LEARNING EXPERIENCE SUBSCALE ANALYSIS: ASSESSMENT PRACTICES

ASSESSMENT PRACTICES

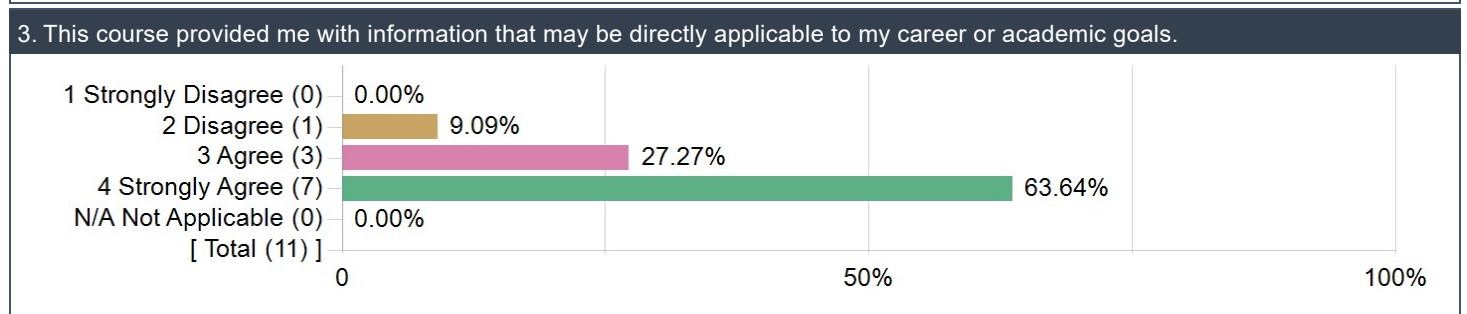
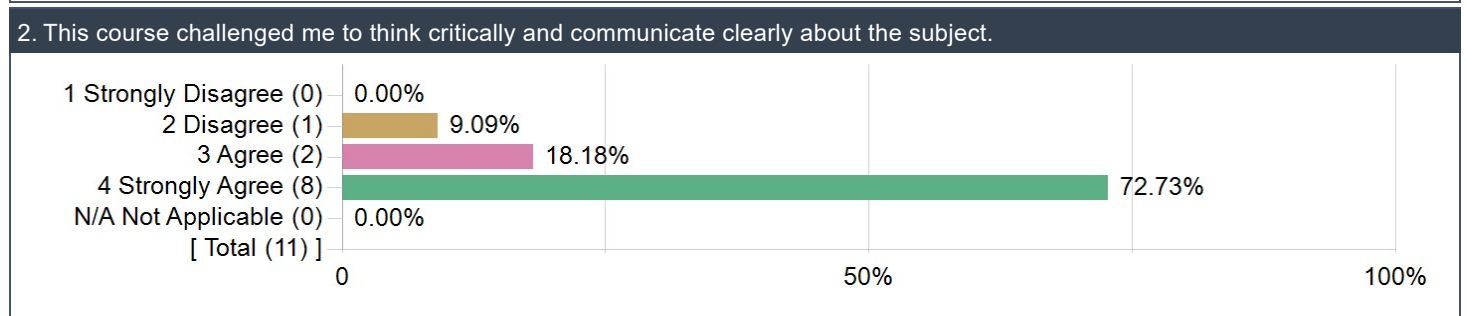
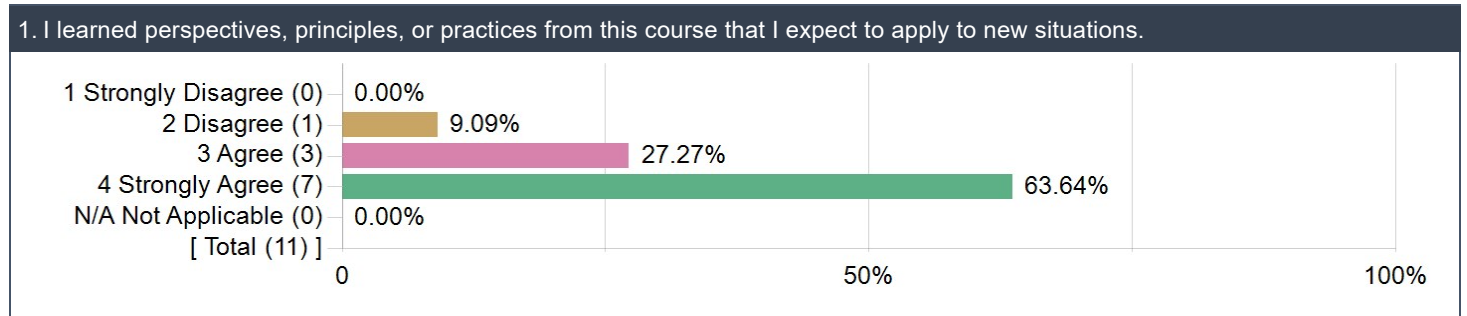
	N	Mean	Std. Deviation
The assessments/assignments reflected what was covered in the course.	11	3.00	0.89
The grades I have received thus far reflect the QUALITY of my performance in the course.	11	3.55	0.69
The criteria for good performance on the assignments or assessments were clearly communicated.	11	3.55	0.52
The instructor's evaluation of my performances was constructive.	11	3.64	0.50



LEARNING EXPERIENCE SUBSCALE ANALYSIS: COURSE IMPACT

COURSE IMPACT

	N	Mean	Std. Deviation
I learned perspectives, principles, or practices from this course that I expect to apply to new situations.	11	3.55	0.69
This course challenged me to think critically and communicate clearly about the subject.	11	3.64	0.67
This course provided me with information that may be directly applicable to my career or academic goals.	11	3.55	0.69



If you have selected at least a "Strongly Disagree" or "Disagree" option with one of the previous statements on COURSE DESIGN, INSTRUCTIONAL PRACTICES, ASSESSMENT PRACTICES or COURSE IMPACT, please describe a change that would improve that aspect of the course.

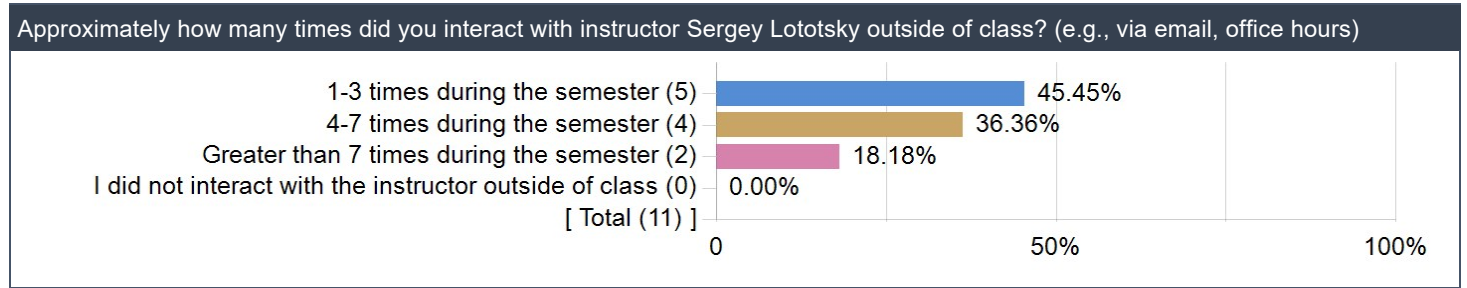
Students
Homeworks tended to diverge wildly from what was covered in lecture and discussion, making them much more difficult than they would otherwise be.
homework was much harder than what we had gone over in class
More interactive and clearer lectures
The lectures were very interesting, and I enjoyed learning the more complex theorems; however, there was a clear disconnect between what we learned in lecture and what we were tested on in quizzes and homeworks. I wish Lototsky worked on the basic concepts of a chapter and explained the motivation for each concept before diving into complicated theorems and proofs. It felt like I was taking a reading a textbook on my own and attending a special topics lecture instead of a fully fledged mathematical statistics course.

Is there additional information or feedback that you would like to share with instructor Sergey Lototsky ?

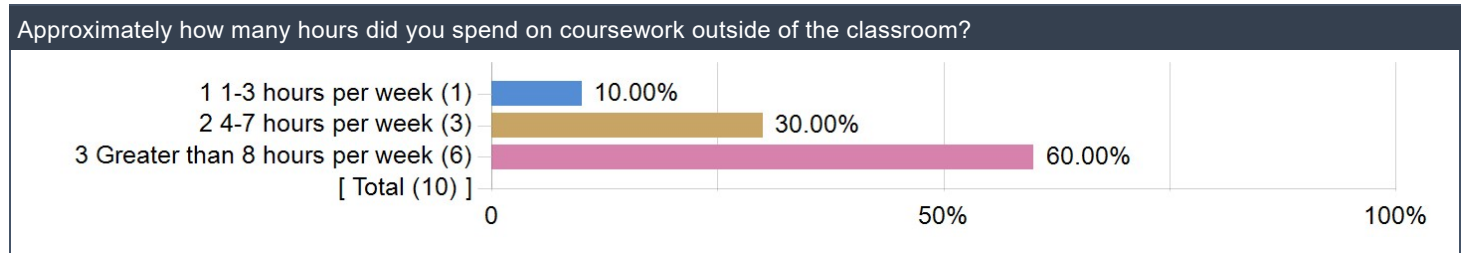
Students
great professor!
Thank you for a great semester!
Professor Lotosky is very nice and caring. His interest in music sparks in the class and I love how classes begin with music. If I have him in future classes, I would love to interact with him more outside of classes.

STUDENT ENGAGEMENT ANALYSIS

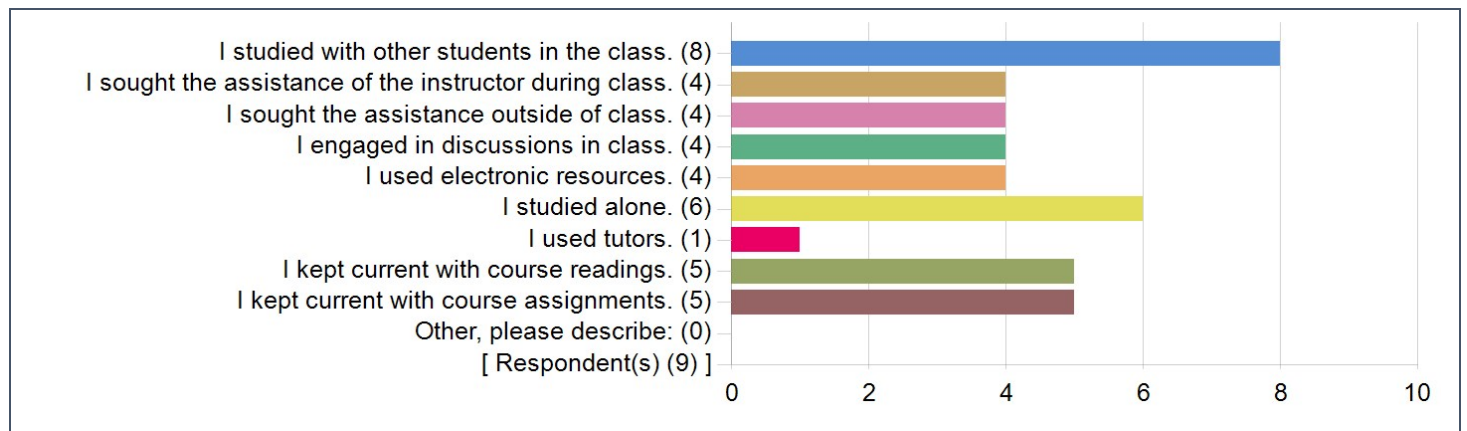
Number of Instructor Interactions Outside of Class



Approximately how many hours did you spend on coursework outside of the classroom?



In what ways have you participated in your learning for this course? (Please select all that apply.)



Please describe the MOST valuable aspect(s) of this course.

Comments
interesting subject matter, in class concepts were taught much deeper than were tested, made it interesting
Professor Lototsky and the TA were always available outside of class. I also really enjoyed the computer projects.
The course provides an interesting introduction to mathematical statistics. It offers new approaches to thinking and problem-solving.

Please describe the LEAST valuable aspect(s) of this course.

Comments
some more guidance on the homework might have been useful
The introduction puzzles and scrolling through notes at the beginning of class. Usually Professor Lototsky went over his notes too fast, and I gained very little understanding from them. I would've liked Professor Lototsky to actually explain his notes, leaving more complicated theorems for further reading outside of class.