



USC University of
Southern California

Individual Report for Instructor Lototsky (39948-20181 : MATH-705 Seminar in Probability (39948))

USC Learning Experience Evaluations - Spring 2018

Project Audience 4

Responses Received 2

Response Ratio 50.0%

Report Comments

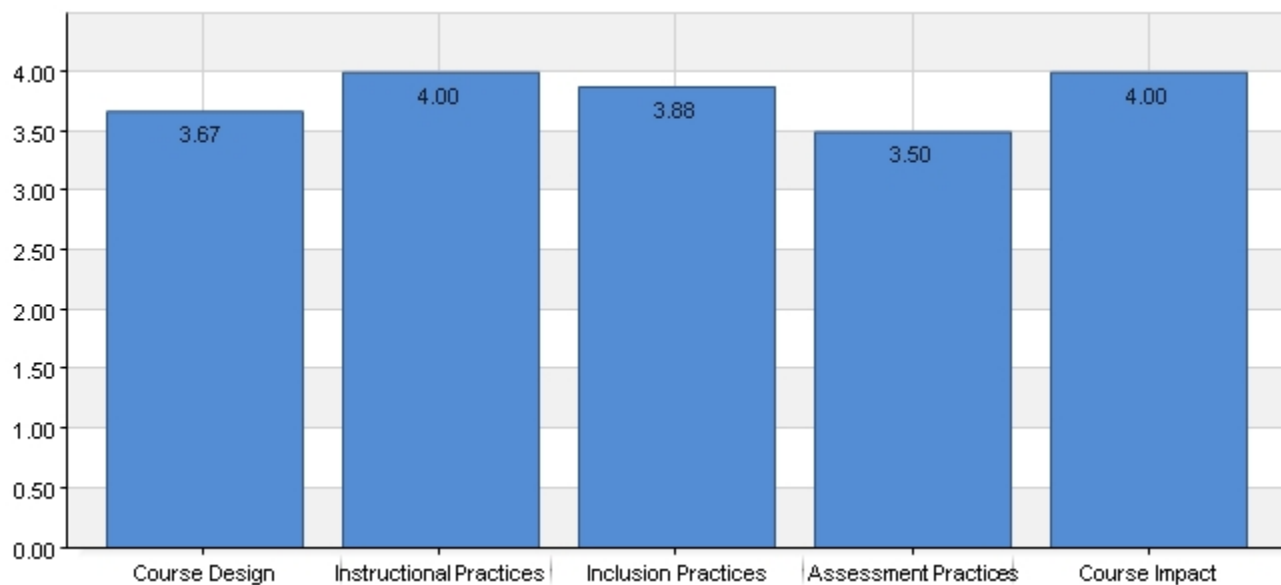
A sample report is available here: <http://oir.usc.edu/wp-content/uploads/2018/05/SAMPLE-REPORT.pdf>.

Creation Date Sat, Jun 02, 2018



Learning Experience Subscale Analysis

Learning Experience Subscale Analysis



Competency	Course-instructor	Standard Deviation
Course Design	3.67	+/-0.52
Instructional Practices	4.00	+/-0.00
Inclusion Practices	3.88	+/-0.35
Assessment Practices	3.50	+/-0.53
Course Impact	4.00	+/-0.00

COURSE DESIGN

	N	Mean	Std. Deviation
The course objectives were well explained.	2	3.50	0.71
The course assignments were related to the course objectives.	2	3.50	0.71
I understood what was expected of me in this course.	2	4.00	0.00

INSTRUCTIONAL PRACTICES

	N	Mean	Std. Deviation
The instructor carefully explained difficult concepts, methods, and subject matter.	2	4.00	0.00
The instructor encouraged questioning and discussion of course topics from the students.	2	4.00	0.00
The instructor encouraged me to do my best work.	2	4.00	0.00

INCLUSION PRACTICES

	N	Mean	Std. Deviation
The course materials included diverse perspectives OR applications to diverse populations.	2	4.00	0.00
The instructor used a variety of teaching approaches to meet the needs of all students.	2	3.50	0.71
The instructor was receptive to the expression of diverse student viewpoints.	2	4.00	0.00
The instructor demonstrated sensitivity to students' needs and diverse life experiences.	2	4.00	0.00

ASSESSMENT PRACTICES

	N	Mean	Std. Deviation
The assessments/assignments reflected what was covered in the course.	2	3.50	0.71
The grades I have received thus far reflect the QUALITY of my performance in the course.	2	3.50	0.71
The criteria for good performance on the assignments or assessments were clearly communicated.	2	3.50	0.71
The instructor's evaluation of my performances was constructive.	2	3.50	0.71

COURSE IMPACT

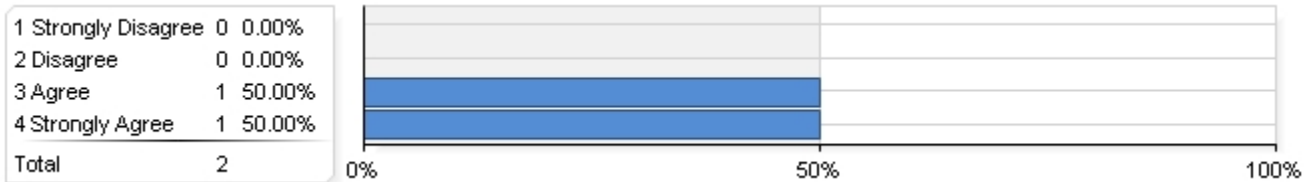
	N	Mean	Std. Deviation
I learned a lot from this course.I learned perspectives, principles, or practices from this course that I expect to apply to new situations.	2	4.00	0.00
This course challenged me to think critically and communicate clearly about the subject.	2	4.00	0.00
This course provided me with information that may be directly applicable to my career or academic goals.	2	4.00	0.00

LEARNING EXPERIENCE SUBSCALE ANALYSIS: COURSE DESIGN

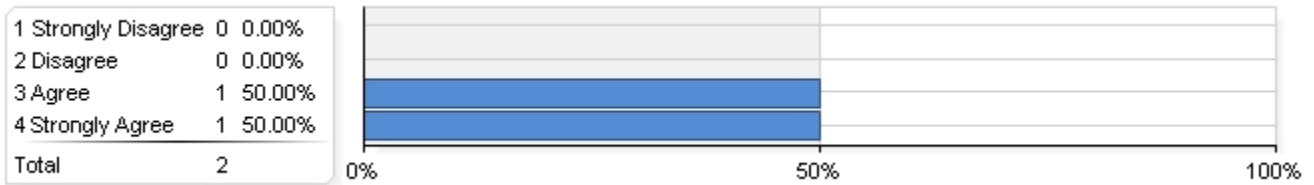
COURSE DESIGN

	N	Mean	Std. Deviation
The course objectives were well explained.	2	3.50	0.71
The course assignments were related to the course objectives.	2	3.50	0.71
I understood what was expected of me in this course.	2	4.00	0.00

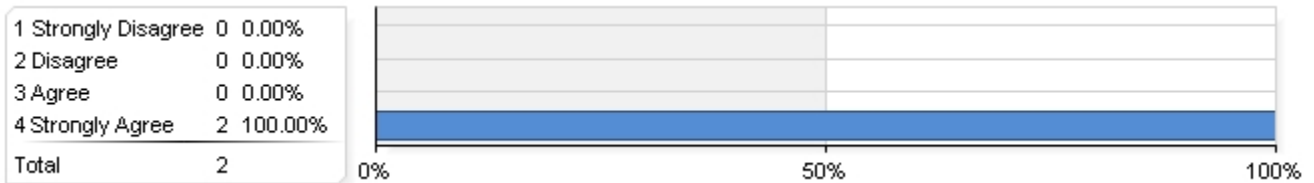
1. The course objectives were well explained.



2. The course assignments were related to the course objectives.



3. I understood what was expected of me in this course.

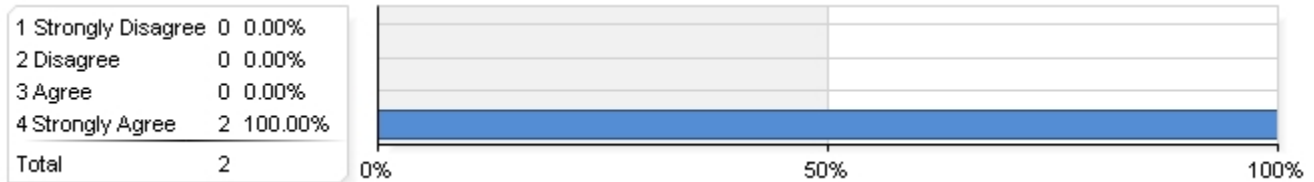


LEARNING EXPERIENCE SUBSCALE ANALYSIS: INSTRUCTIONAL PRACTICES

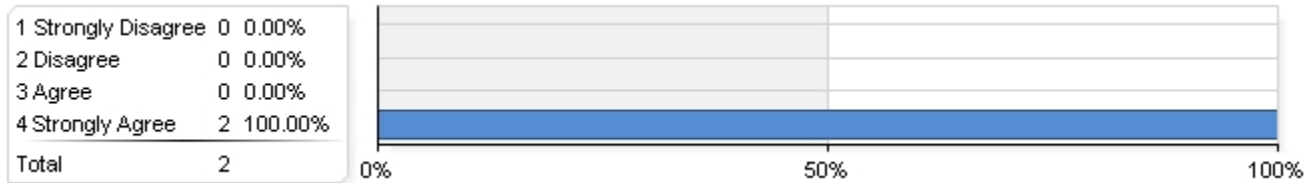
INSTRUCTIONAL PRACTICES

	N	Mean	Std. Deviation
The instructor carefully explained difficult concepts, methods, and subject matter.	2	4.00	0.00
The instructor encouraged questioning and discussion of course topics from the students.	2	4.00	0.00
The instructor encouraged me to do my best work.	2	4.00	0.00

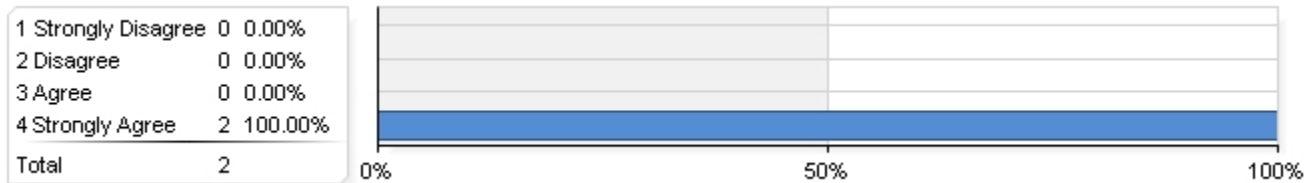
1. The instructor carefully explained difficult concepts, methods, and subject matter.



2. The instructor encouraged questioning and discussion of course topics from the students.



3. The instructor encouraged me to do my best work.

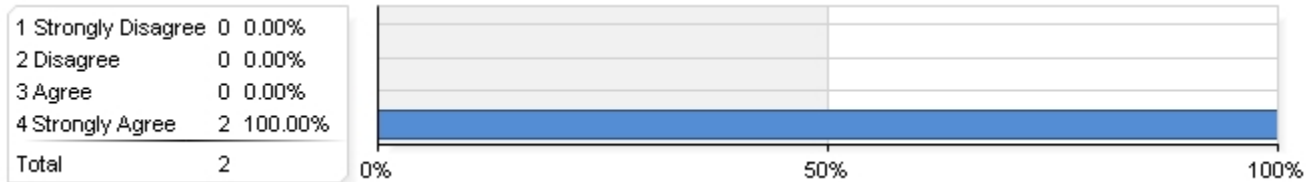


LEARNING EXPERIENCE SUBSCALE ANALYSIS: INCLUSION PRACTICES

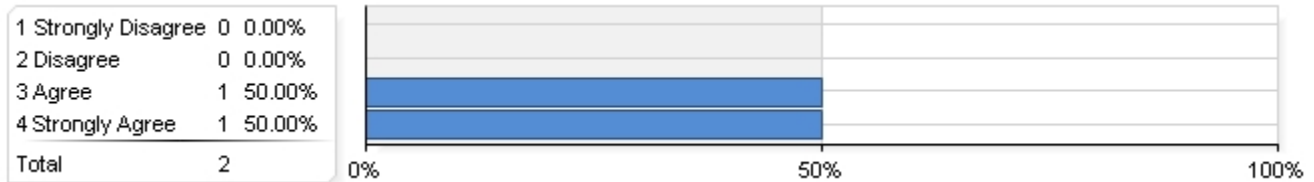
INCLUSION PRACTICES

	N	Mean	Std. Deviation
The course materials included diverse perspectives OR applications to diverse populations.	2	4.00	0.00
The instructor used a variety of teaching approaches to meet the needs of all students.	2	3.50	0.71
The instructor was receptive to the expression of diverse student viewpoints.	2	4.00	0.00
The instructor demonstrated sensitivity to students' needs and diverse life experiences.	2	4.00	0.00

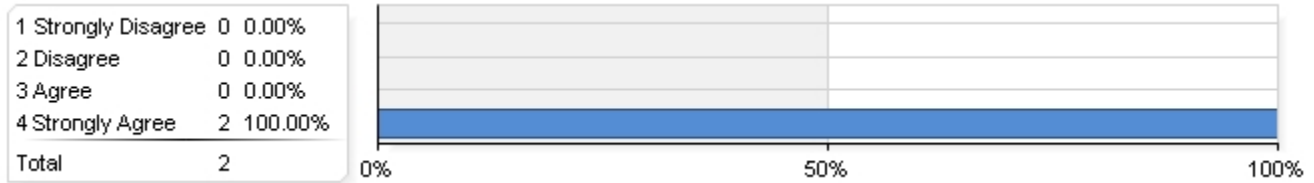
1. The course materials included diverse perspectives OR applications to diverse populations.



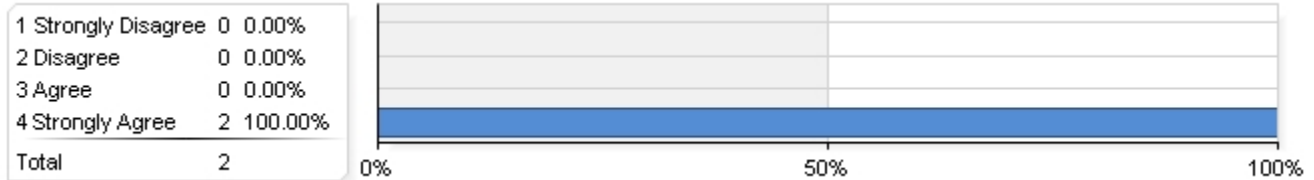
2. The instructor used a variety of teaching approaches to meet the needs of all students.



3. The instructor was receptive to the expression of diverse student viewpoints.



4. The instructor demonstrated sensitivity to students' needs and diverse life experiences.

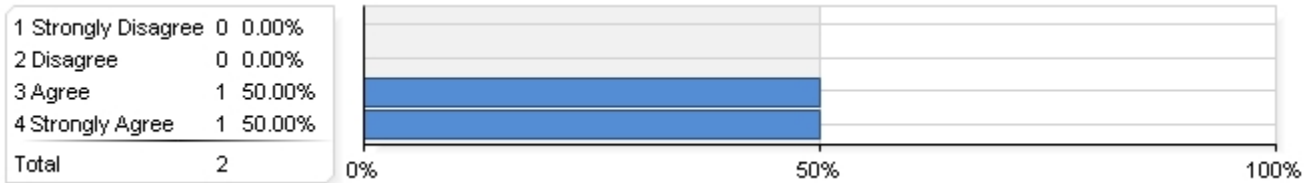


LEARNING EXPERIENCE SUBSCALE ANALYSIS: ASSESSMENT PRACTICES

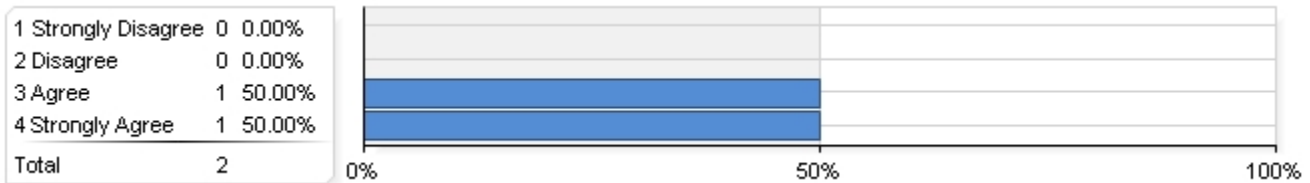
ASSESSMENT PRACTICES

	N	Mean	Std. Deviation
The assessments/assignments reflected what was covered in the course.	2	3.50	0.71
The grades I have received thus far reflect the QUALITY of my performance in the course.	2	3.50	0.71
The criteria for good performance on the assignments or assessments were clearly communicated.	2	3.50	0.71
The instructor's evaluation of my performances was constructive.	2	3.50	0.71

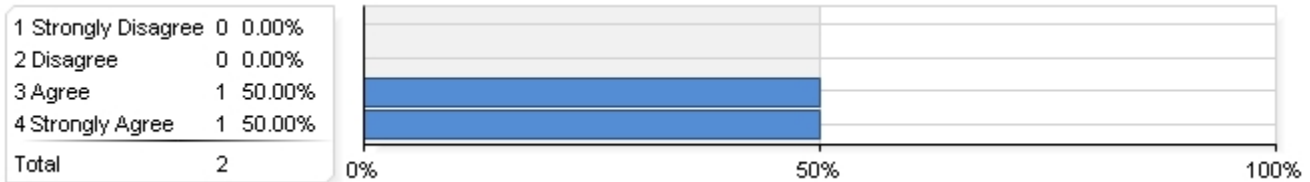
1. The assessments/assignments reflected what was covered in the course.



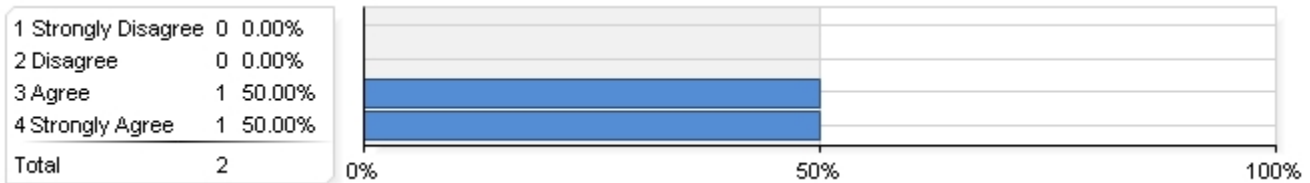
2. The grades I have received thus far reflect the QUALITY of my performance in the course.



3. The criteria for good performance on the assignments or assessments were clearly communicated.



4. The instructor's evaluation of my performances was constructive.

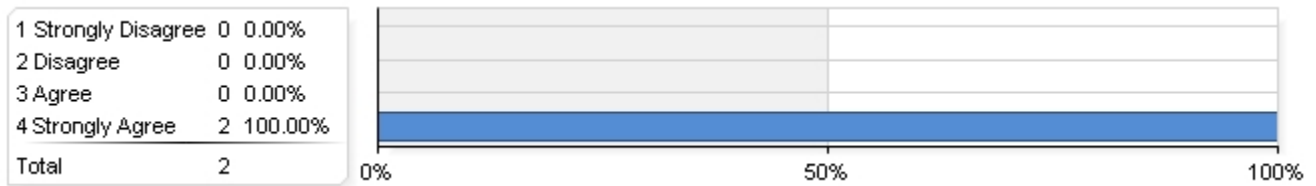


LEARNING EXPERIENCE SUBSCALE ANALYSIS: COURSE IMPACT

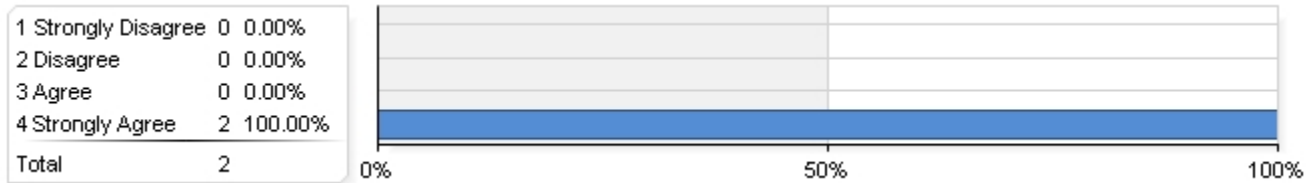
COURSE IMPACT

	N	Mean	Std. Deviation
I learned a lot from this course.I learned perspectives, principles, or practices from this course that I expect to apply to new situations.	2	4.00	0.00
This course challenged me to think critically and communicate clearly about the subject.	2	4.00	0.00
This course provided me with information that may be directly applicable to my career or academic goals.	2	4.00	0.00

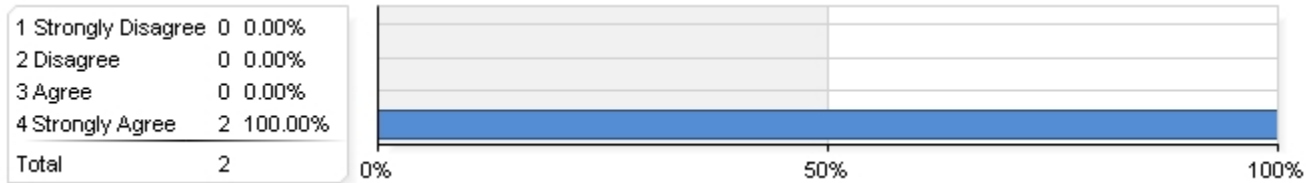
1. I learned a lot from this course.I learned perspectives, principles, or practices from this course that I expect to apply to new situations.



2. This course challenged me to think critically and communicate clearly about the subject.



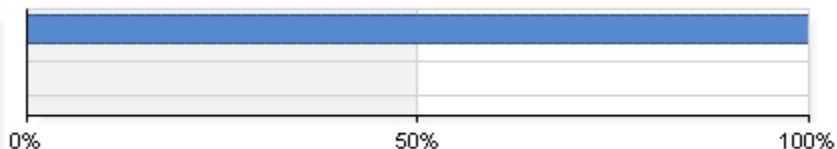
3. This course provided me with information that may be directly applicable to my career or academic goals.



STUDENT ENGAGEMENT ANALYSIS

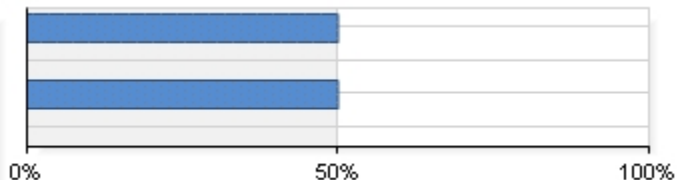
Hours Spent Doing Coursework Outside of Class

1 1-3 hours per week	2 100.00%
2 4-7 hours per week	0 0.00%
3 Greater than 8 hours per week	0 0.00%
Total	2



Number of Instructor Interactions Outside of Class

1 1-3 times during the semester	1 50.00%
2 4-7 times during the semester	0 0.00%
3 Greater than 7 times during the semester	1 50.00%
4 I did not interact with the instructor outside of class	0 0.00%
Total	2



Student Participation in Learning for the Course

