



USC University of
Southern California

Individual Report for Instructor Lototsky 39948-20171 : MATH-705 Seminar in Probability (39948)

USC Student Course Evaluations - Spring 2017

Project Audience 5

Responses Received 5

Response Ratio 100%

Subject Details

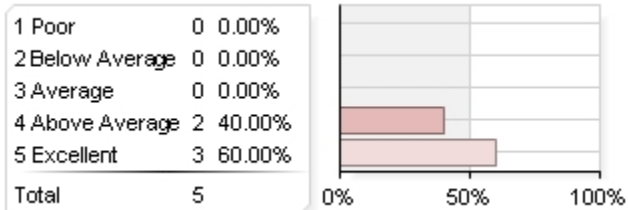
Name	MATH-705 Seminar in Probability (39948)
Section	39948-20171
Course_ID	MATH-705
Course Type	Lecture
Course Department	MATH
School	LAS
Session	001
First Name	Sergey
Last Name	Lototsky
Email	lototsky@math.usc.edu

Creation Date Thu, May 11, 2017



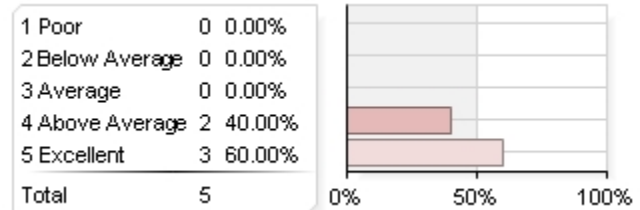
How would you rate the instructor's effectiveness on the following items?

1. Clearly articulated course goals.



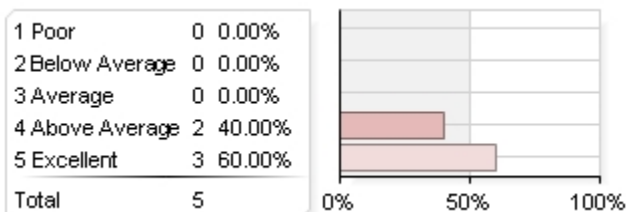
Statistics	Value
Mean	4.60
Median	5.00
Mode	5
Standard Deviation	0.55

2. Organized course to achieve those goals.



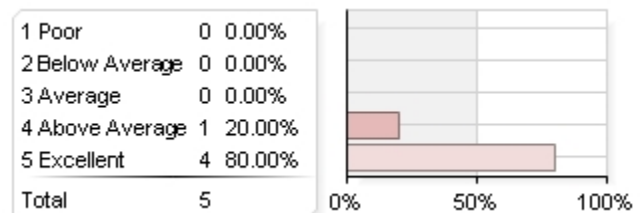
Statistics	Value
Mean	4.60
Median	5.00
Mode	5
Standard Deviation	0.55

3. Carefully explained difficult concepts, methods, and subject matter.



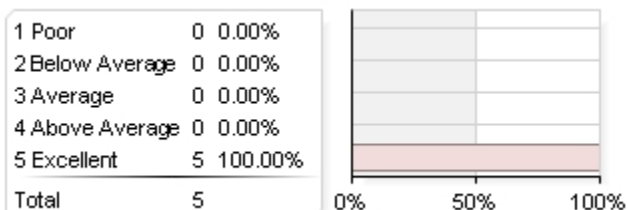
Statistics	Value
Mean	4.60
Median	5.00
Mode	5
Standard Deviation	0.55

4. Encouraged students to participate in their learning (e.g., through discussion, projects, study groups and other appropriate activities).



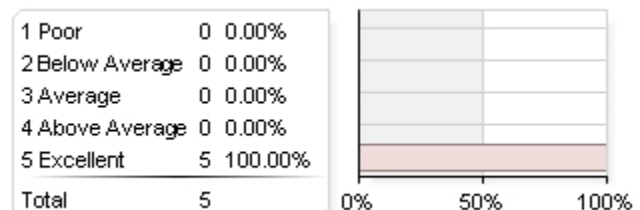
Statistics	Value
Mean	4.80
Median	5.00
Mode	5
Standard Deviation	0.45

5. Was accessible to students (e.g., during office hours, before and after class, etc.).



Statistics	Value
Mean	5.00
Median	5.00
Mode	5
Standard Deviation	0.00

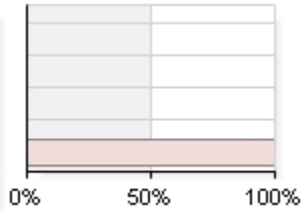
6. Evaluated student work in fair and appropriate ways.



Statistics	Value
Mean	5.00
Median	5.00
Mode	5
Standard Deviation	0.00

7. Was enthusiastic about communicating the subject matter.

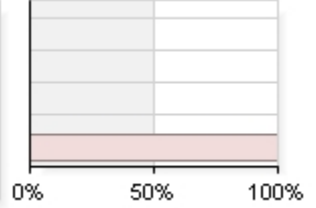
1 Poor	0	0.00%
2 Below Average	0	0.00%
3 Average	0	0.00%
4 Above Average	0	0.00%
5 Excellent	5	100.00%
Total	5	



Statistics	Value
Mean	5.00
Median	5.00
Mode	5
Standard Deviation	0.00

8. Stimulated student interest in the subject matter.

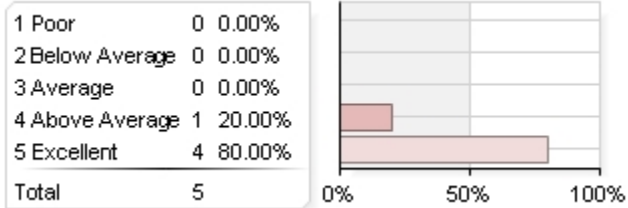
1 Poor	0	0.00%
2 Below Average	0	0.00%
3 Average	0	0.00%
4 Above Average	0	0.00%
5 Excellent	5	100.00%
Total	5	



Statistics	Value
Mean	5.00
Median	5.00
Mode	5
Standard Deviation	0.00

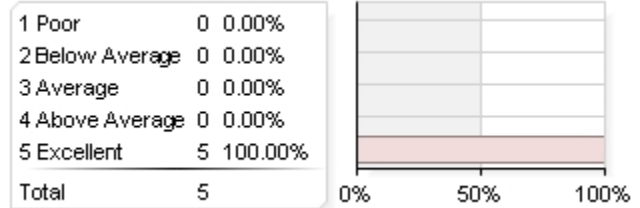
How would you rate the instructor's effectiveness on the following items? (continued)

9. Presented subject matter in ways that were academically challenging.



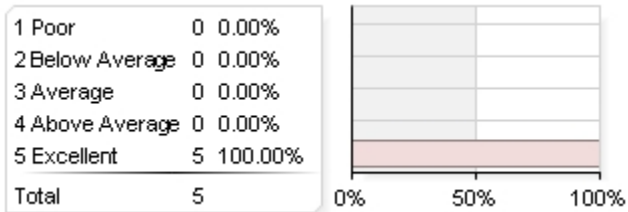
Statistics	Value
Mean	4.80
Median	5.00
Mode	5
Standard Deviation	0.45

10. Provided students a valuable learning experience.



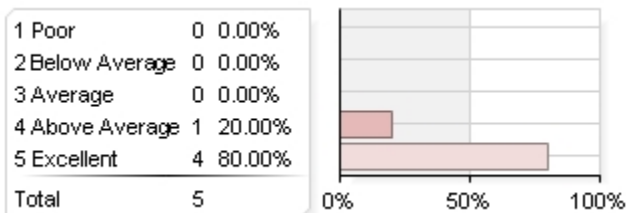
Statistics	Value
Mean	5.00
Median	5.00
Mode	5
Standard Deviation	0.00

Overall, how would you rate this instructor?



Statistics	Value
Mean	5.00
Median	5.00
Mode	5
Standard Deviation	0.00

Overall, how would you rate this course?



Statistics	Value
Mean	4.80
Median	5.00
Mode	5
Standard Deviation	0.45

What were this instructor's main strengths?

Comments

He encouraged us to take initiative and helped us lead the course.