



USC University of
Southern California

Individual Report for Instructor Lototsky (39806-20133 : MATH-705 Seminar in Probability)

USC Student Course Evaluations

Project Audience 5

Responses Received 5

Response Ratio 100%

Subject Details

Name MATH-705 Seminar in Probability

Section 39806-20133

Course Type Lecture

Course Department MATH

First Name Sergey Vladimir

Last Name Lototsky

Email lototsky@math.usc.edu

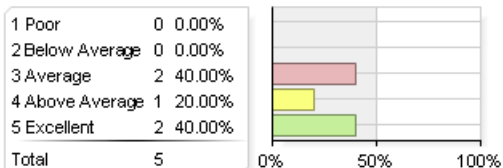
Creation Date Thu, Jan 09, 2014

Powered by:  **BLUE**

[Download PDF](#)

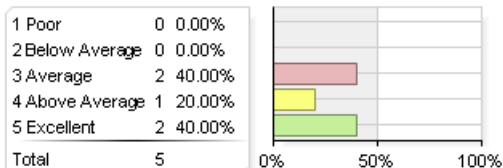
How would you rate instructor Lototsky's effectiveness on the following items?

1. Clearly articulated course goals.



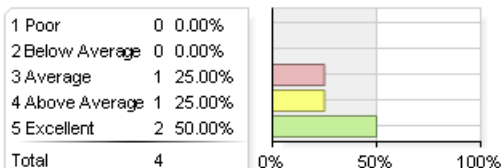
Statistics	Value
Mean	4.00
Median	4.00
Standard Deviation	+/-1.00

2. Organized course to achieve those goals.



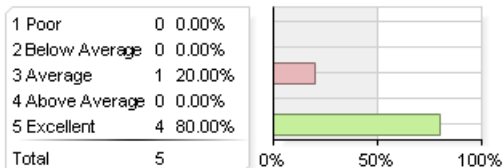
Statistics	Value
Mean	4.00
Median	4.00
Standard Deviation	+/-1.00

3. Carefully explained difficult concepts, methods, and subject matter.



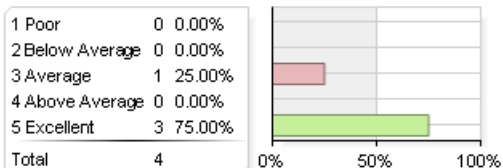
Statistics	Value
Mean	4.25
Median	4.50
Standard Deviation	+/-0.96

4. Encouraged students to participate in their learning (e.g., through discussion, projects, study groups and other appropriate activities).



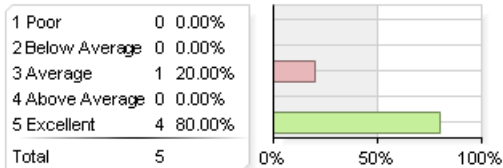
Statistics	Value
Mean	4.60
Median	5.00
Standard Deviation	+/-0.89

5. Was accessible to students (e.g., during office hours, before and after class, etc.).



Statistics	Value
Mean	4.50
Median	5.00
Standard Deviation	+/-1.00

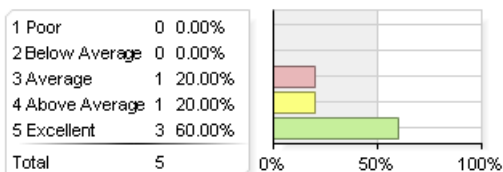
6. Evaluated student work in fair and appropriate ways.



Statistics	Value
Mean	4.60
Median	5.00
Standard Deviation	+/-0.89

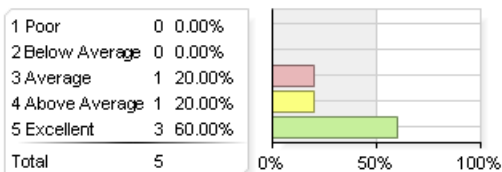
How would you rate instructor Lototsky's effectiveness on the following items? (continued)

7. Was enthusiastic about communicating the subject matter.



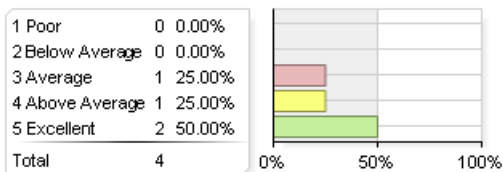
Statistics	Value
Mean	4.40
Median	5.00
Standard Deviation	+/-0.89

8. Stimulated student interest in the subject matter.



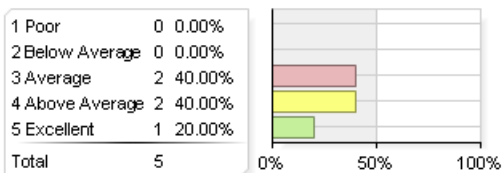
Statistics	Value
Mean	4.40
Median	5.00
Standard Deviation	+/-0.89

9. Presented subject matter in ways that were academically challenging.



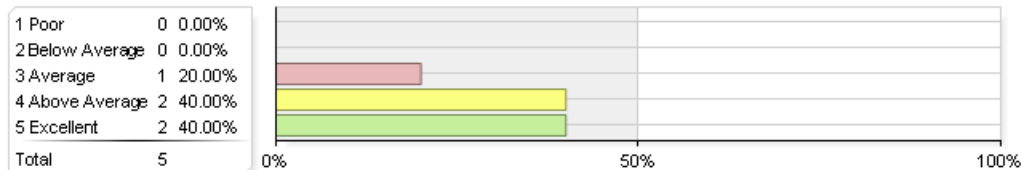
Statistics	Value
Mean	4.25
Median	4.50
Standard Deviation	+/-0.96

10. Provided students a valuable learning experience.



Statistics	Value
Mean	3.80
Median	4.00
Standard Deviation	+/-0.84

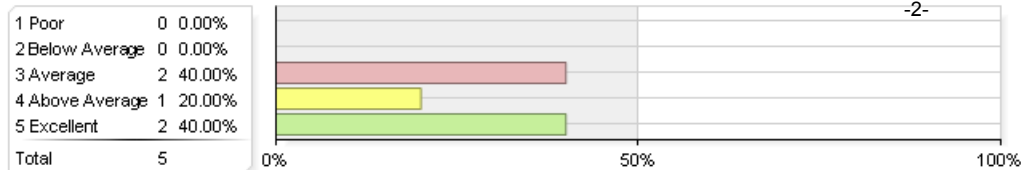
Overall, how would you rate instructor Lototsky?



Statistics	Value
Mean	4.20
Median	4.00
Standard Deviation	+/-0.84

Overall, how would you rate this course?

Individual Report for Instructor Lototsky (39806-20133 : MATH-705 Seminar in Probability)



Statistics	Value
Mean	4.00
Median	4.00
Standard Deviation	+/-1.00

What were instructor Lototsky's main strengths?

Comment
Encouraging and very clear.

Additional comments?

Comment

This is a great course!