



## **Individual Report - Summer 2014 for MATH-681 Selected Topics in Functional Analysis Lecture (Sergey Lototsky 2)**

### **USC Student Course Evaluations - Summer 2014**

Project Audience 12

Responses Received 11

Response Ratio 91.67%

**Creation Date** Sat, Aug 23, 2014



Individual Report for Instructor Lototsky (39488-20142 : MATH-681 Selected Topics in Functional Analysis)

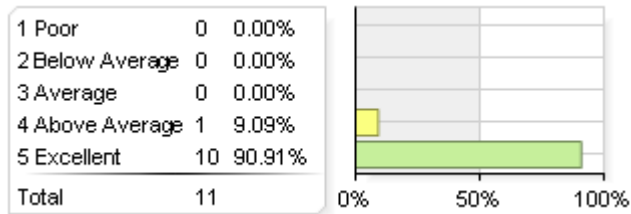
-1-

[Download PDF](#)

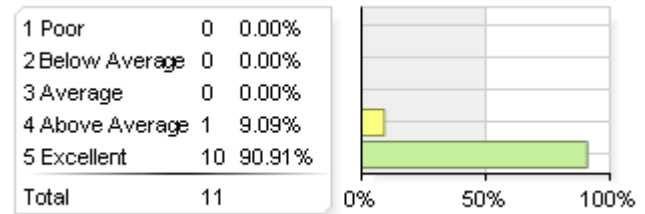
### How would you rate the instructor Lototsky's effectiveness on the following items?

Competency Statistics	Value
Mean	4.89
Median	5.00
Mode	5
Standard Deviation	+/-0.34
Standard Error (base on SD)	+/-0.03
Population Standard Deviation	+/-0.34
Standard Error (base on PSD)	+/-0.03

1. Clearly articulated course goals.



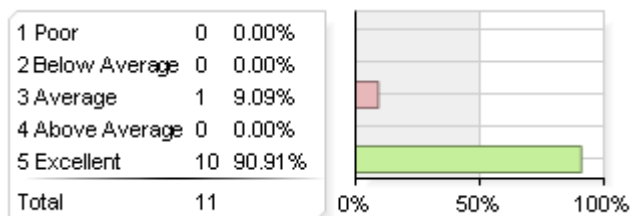
2. Organized course to achieve those goals.



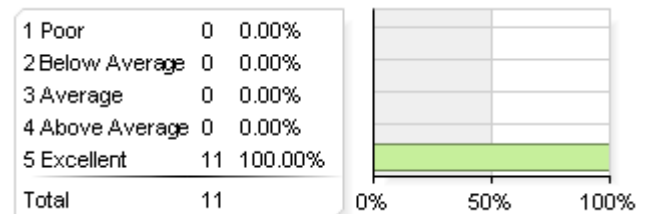
Statistics	Value
Response Count	11
Mean	4.91
Median	5.00
Mode	5
Standard Deviation	+/-0.30
Population Standard Deviation	+/-0.29
Standard Error (base on SD)	+/-0.09
Standard Error (base on PSD)	+/-0.09

Statistics	Value
Response Count	11
Mean	4.91
Median	5.00
Mode	5
Standard Deviation	+/-0.30
Population Standard Deviation	+/-0.29
Standard Error (base on SD)	+/-0.09
Standard Error (base on PSD)	+/-0.09

3. Carefully explained difficult concepts, methods, and subject matter.



4. Encouraged students to participate in their learning (e.g., through discussion, projects, study groups and other appropriate activities).



Statistics	Value
Response Count	11
Mean	4.82
Median	5.00
Mode	5
Standard Deviation	+/-0.60
Population Standard Deviation	+/-0.57
Standard Error (base on SD)	+/-0.18
Standard Error (base on PSD)	+/-0.17

Statistics	Value
Response Count	11
Mean	5.00
Median	5.00
Mode	5
Standard Deviation	+/-0.00
Population Standard Deviation	+/-0.00
Standard Error (base on SD)	+/-0.00
Standard Error (base on PSD)	+/-0.00

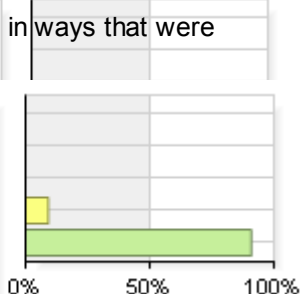
**How would you rate the instructor Lototsky's effectiveness on the following items?**

7. Was able to address students' needs (e.g. clarifying the subject matter, providing additional resources, etc.)

(continued)

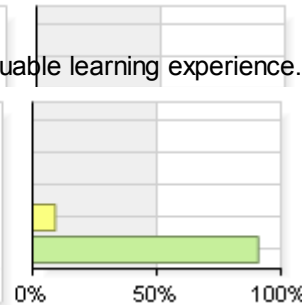
9. Presented subject matter in ways that were academically-challenging.

1 Poor	0	0.00%
2 Below Average	0	0.00%
3 Average	0	0.00%
4 Above Average	1	9.09%
5 Excellent	10	90.91%
<b>Total</b>	<b>11</b>	



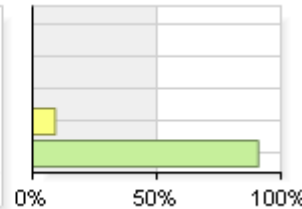
8. Provided students with extra materials in appropriate ways.

1 Poor	0	0.00%
2 Below Average	0	0.00%
3 Average	0	0.00%
4 Above Average	1	9.09%
5 Excellent	10	90.91%
<b>Total</b>	<b>11</b>	



10. Provided students a valuable learning experience.

1 Poor	0	0.00%
2 Below Average	0	0.00%
3 Average	0	0.00%
4 Above Average	1	9.09%
5 Excellent	10	90.91%
<b>Total</b>	<b>11</b>	

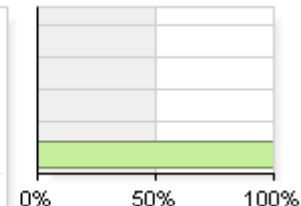


Statistics	Value
Response Count	11
Mean	4.91
Median	5.00
Mode	5
Standard Deviation	+/-0.30
Population Standard Deviation	+/-0.29
Standard Error (base on SD)	+/-0.09
Standard Error (base on PSD)	+/-0.09

Statistics	Value
Response Count	11
Mean	4.91
Median	5.00
Mode	5
Standard Deviation	+/-0.30
Population Standard Deviation	+/-0.29
Standard Error (base on SD)	+/-0.09
Standard Error (base on PSD)	+/-0.09

**Overall, how would you rate instructor Lototsky?**

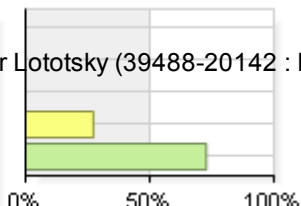
1 Poor	0	0.00%
2 Below Average	0	0.00%
3 Average	0	0.00%
4 Above Average	0	0.00%
5 Excellent	11	100.00%
<b>Total</b>	<b>11</b>	



Statistics	Value
Response Count	11
Mean	5.00
Median	5.00
Mode	5
Standard Deviation	+/-0.00
Population Standard Deviation	+/-0.00
Standard Error (base on SD)	+/-0.00
Standard Error (base on PSD)	+/-0.00

**Overall, how would you rate this course?**

1 Poor	0	0.00%
2 Below Average	0	0.00%
3 Average	0	0.00%
4 Above Average	3	27.27%
5 Excellent	8	72.73%
<b>Total</b>	<b>11</b>	



**What were instructor Lototsky's main strengths?**

Statistics	Value
Response Count	11
<b>Comment</b>	
Mean	4.73
Knows the material very and goes into every detail. Always positive to spend additional time to students' questions	
Median	5.00
Clearly things until make sure everyone follows.	
Mode	5
Making the subject matter very interesting!	
Standard Deviation	+/-0.47
Prof. Lototsky is a consummate expositor of difficult and deep ideas. His zeal in pursuit of deeper, more interesting and far-reaching results is unsurpassed. A highly accomplished research mathematician, Prof. Lototsky enthusiastically shares with his students his insights, skills and mathematical maturity. He is very patient, helpful and understanding toward his students. It has been a pleasure to have learned from him.	
Population Standard Deviation	+/-0.49
Standard Error (base on SD)	+/-0.14
Standard Error (base on PSD)	+/-0.13

**Additional comments?****Comment**

This was a very interesting course, I hope it is offered to other students in the future.

Thank you for your hard work and excellent instruction!