



Individual Report for Instructor Lototsky (39945-20141 : MATH-625 Topics in Real Analysis)

USC Student Course Evaluations - Spring 2014

Project Audience 7

Responses Received 7

Response Ratio 100%

Subject Details

Name MATH-625 Topics in Real Analysis

Section 39945-20141

Course Type Lecture

Course Department MATH

First Name Sergey

Last Name Lototsky

Email lototsky@math.usc.edu

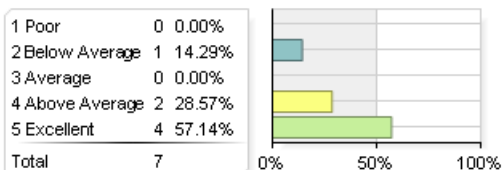
Creation Date Tue, May 20, 2014

Powered by:  BLUE

[Download PDF](#)

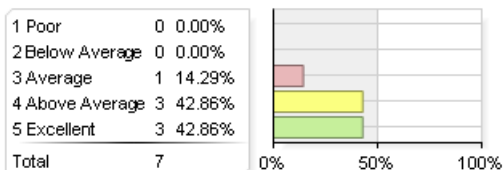
How would you rate instructor Lototsky's effectiveness on the following items?

1. Clearly articulated course goals.



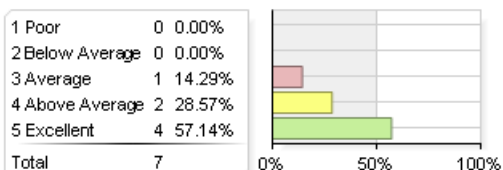
Statistics	Value
Mean	4.29
Median	5.00
Standard Deviation	+/-1.11

2. Organized course to achieve those goals.



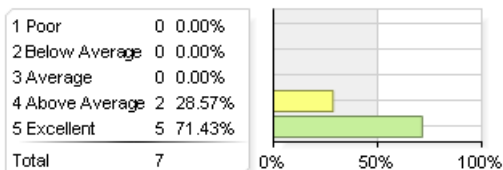
Statistics	Value
Mean	4.29
Median	4.00
Standard Deviation	+/-0.76

3. Carefully explained difficult concepts, methods, and subject matter.



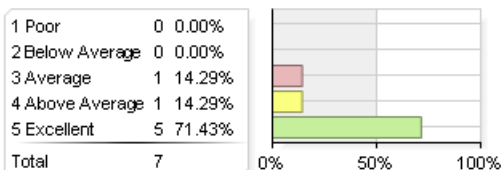
Statistics	Value
Mean	4.43
Median	5.00
Standard Deviation	+/-0.79

4. Encouraged students to participate in their learning (e.g., through discussion, projects, study groups and other appropriate activities).



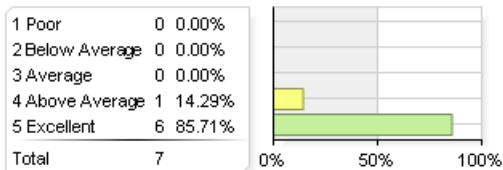
Statistics	Value
Mean	4.71
Median	5.00
Standard Deviation	+/-0.49

5. Was accessible to students (e.g., during office hours, before and after class, etc.).



Statistics	Value
Mean	4.57
Median	5.00
Standard Deviation	+/-0.79

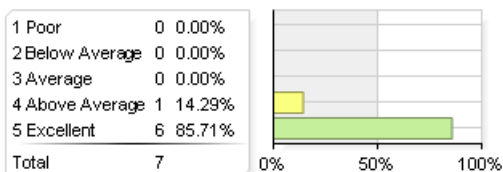
6. Evaluated student work in fair and appropriate ways.



Statistics	Value
Mean	4.86
Median	5.00
Standard Deviation	+/-0.38

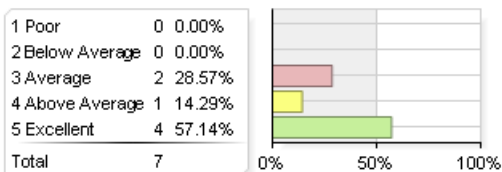
How would you rate instructor Lototsky's effectiveness on the following items? (continued)

7. Was enthusiastic about communicating the subject matter.



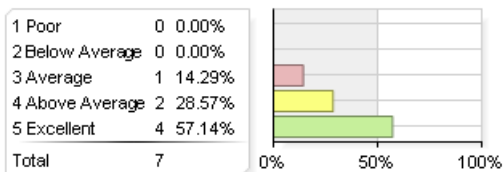
Statistics	Value
Mean	4.86
Median	5.00
Standard Deviation	+/-0.38

8. Stimulated student interest in the subject matter.



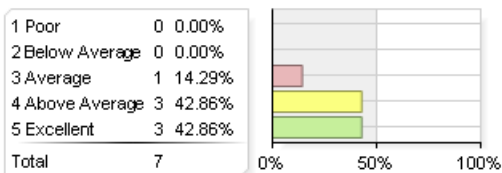
Statistics	Value
Mean	4.29
Median	5.00
Standard Deviation	+/-0.95

9. Presented subject matter in ways that were academically challenging.



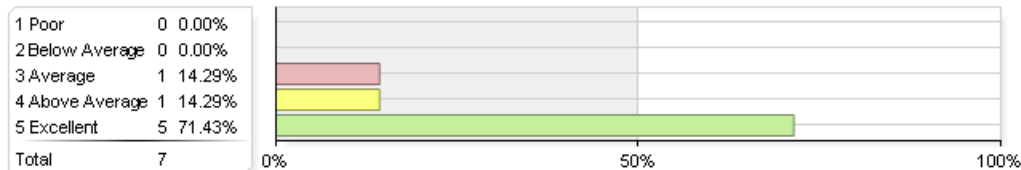
Statistics	Value
Mean	4.43
Median	5.00
Standard Deviation	+/-0.79

10. Provided students a valuable learning experience.



Statistics	Value
Mean	4.29
Median	4.00
Standard Deviation	+/-0.76

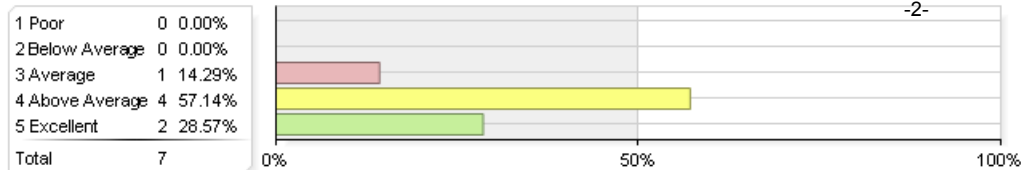
Overall, how would you rate instructor Lototsky?



Statistics	Value
Mean	4.57
Median	5.00
Standard Deviation	+/-0.79

Overall, how would you rate this course?

Individual Report for Instructor Lototsky (39945-20141 : MATH-625 Topics in Real Analysis)



Statistics	Value
Mean	4.14
Median	4.00
Standard Deviation	+/-0.69

What were instructor Lototsky's main strengths?

Comment

Encourages active participation in students. I liked that he made students take notes. That way, if someone is absent, they can check the class notes and can be updated on what's going on in the class. He brought in props (strings, dolls, etc) in the class sometimes to demonstrate concepts, which was really helpful.

How might instructor Lototsky improve his or her teaching effectiveness?**Comment**

Nothing I can think of.

Additional comments?**Comment**

Thank you for a great semester!