



USC University of
Southern California

Individual Report for Instructor Lototsky
(39482-20182 : MATH-606 Topics in
Stochastic Processes (39482))

Project Title: **Summer 2018-Learning Experience Evaluations**

Project Audience: **10**

Responses Received: **2**

Response Ratio: **20.0%**

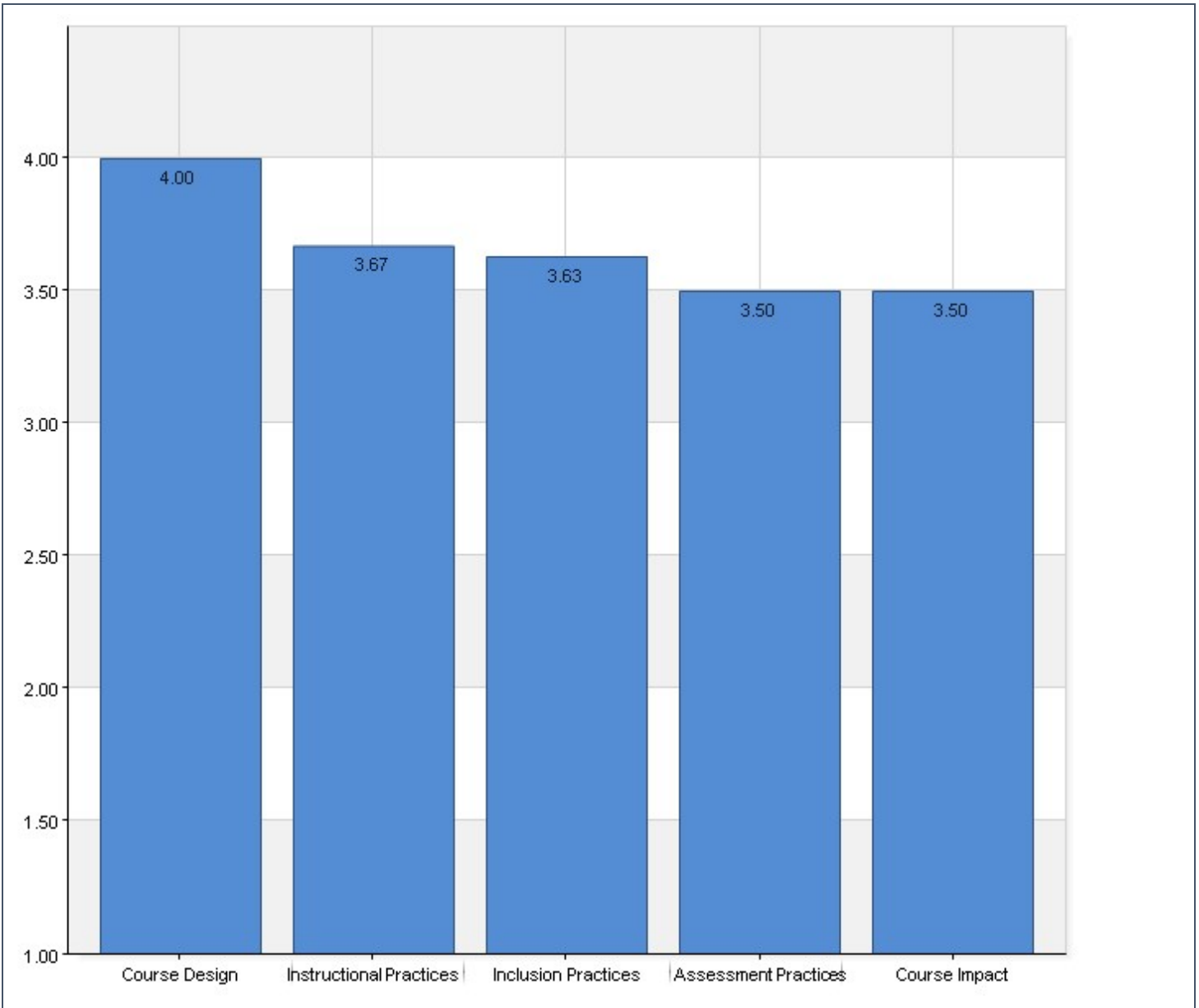
Report Comments

A sample report is available here: <http://oir.usc.edu/wp-content/uploads/2018/05/SAMPLE-REPORT.pdf>.

Creation Date: **Fri, Aug 17, 2018**

Learning Experience Subscale Analysis

Learning Experience Subscale Analysis



Competency	Course-instructor	Standard Deviation
Course Design	4.00	+/-0.00
Instructional Practices	3.67	+/-0.52
Inclusion Practices	3.63	+/-0.52
Assessment Practices	3.50	+/-0.53
Course Impact	3.50	+/-0.55

COURSE DESIGN

	N	Mean	Std. Deviation
The course objectives were well explained.	2	4.00	0.00
The course assignments were related to the course objectives.	2	4.00	0.00
I understood what was expected of me in this course.	2	4.00	0.00

INSTRUCTIONAL PRACTICES

	N	Mean	Std. Deviation
The instructor carefully explained difficult concepts, methods, and subject matter.	2	3.50	0.71
The instructor encouraged questioning and discussion of course topics from the students.	2	4.00	0.00
The instructor encouraged me to do my best work.	2	3.50	0.71

INCLUSION PRACTICES

	N	Mean	Std. Deviation
The course materials included diverse perspectives OR applications to diverse populations.	2	4.00	0.00
The instructor used a variety of teaching approaches to meet the needs of all students.	2	3.50	0.71
The instructor was receptive to the expression of diverse student viewpoints.	2	3.50	0.71
The instructor demonstrated sensitivity to students' needs and diverse life experiences.	2	3.50	0.71

ASSESSMENT PRACTICES

	N	Mean	Std. Deviation
The assessments/assignments reflected what was covered in the course.	2	3.50	0.71
The grades I have received thus far reflect the QUALITY of my performance in the course.	2	3.50	0.71
The criteria for good performance on the assignments or assessments were clearly communicated.	2	3.50	0.71
The instructor's evaluation of my performances was constructive.	2	3.50	0.71

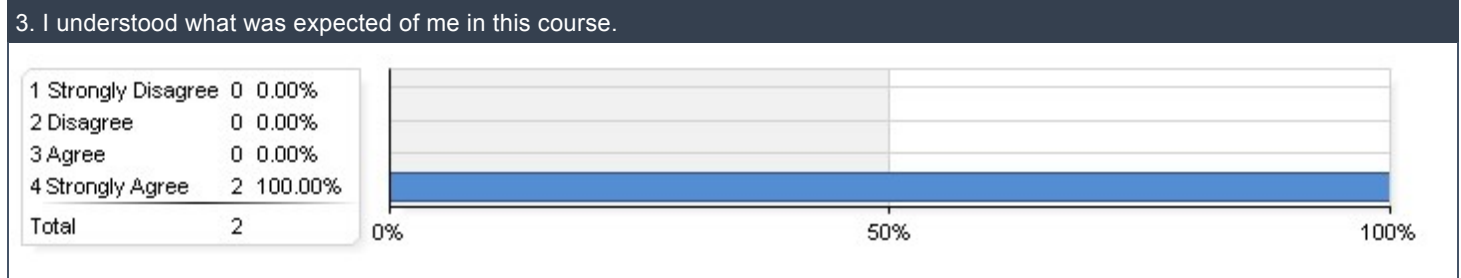
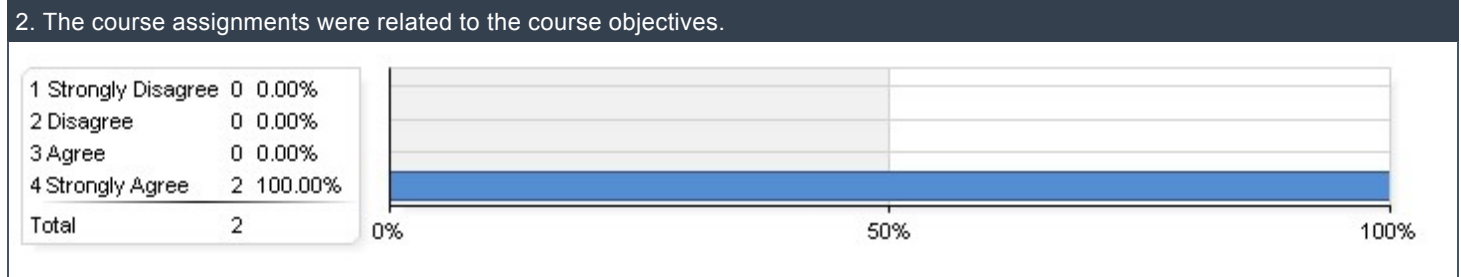
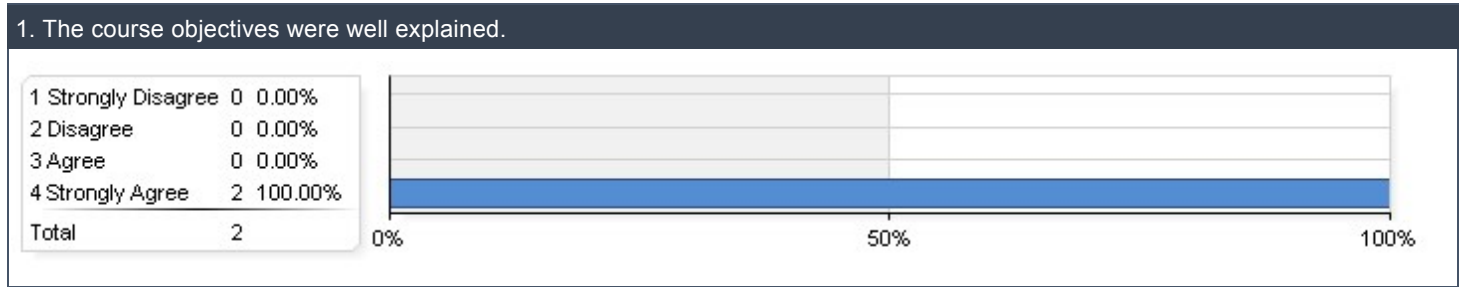
COURSE IMPACT

	N	Mean	Std. Deviation
I learned a lot from this course. I learned perspectives, principles, or practices from this course that I expect to apply to new situations.	2	3.50	0.71
This course challenged me to think critically and communicate clearly about the subject.	2	3.50	0.71
This course provided me with information that may be directly applicable to my career or academic goals.	2	3.50	0.71

LEARNING EXPERIENCE SUBSCALE ANALYSIS: COURSE DESIGN

COURSE DESIGN


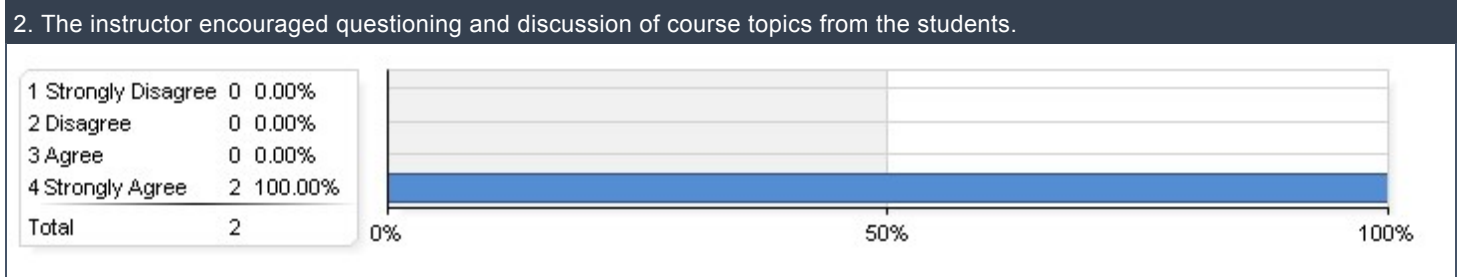
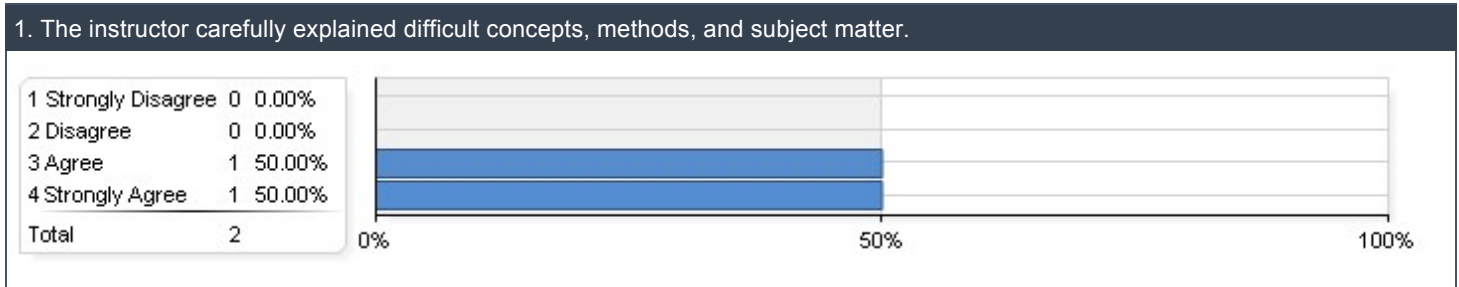
	N	Mean	Std. Deviation
The course objectives were well explained.	2	4.00	0.00
The course assignments were related to the course objectives.	2	4.00	0.00
I understood what was expected of me in this course.	2	4.00	0.00



LEARNING EXPERIENCE SUBSCALE ANALYSIS: INSTRUCTIONAL PRACTICES

INSTRUCTIONAL PRACTICES

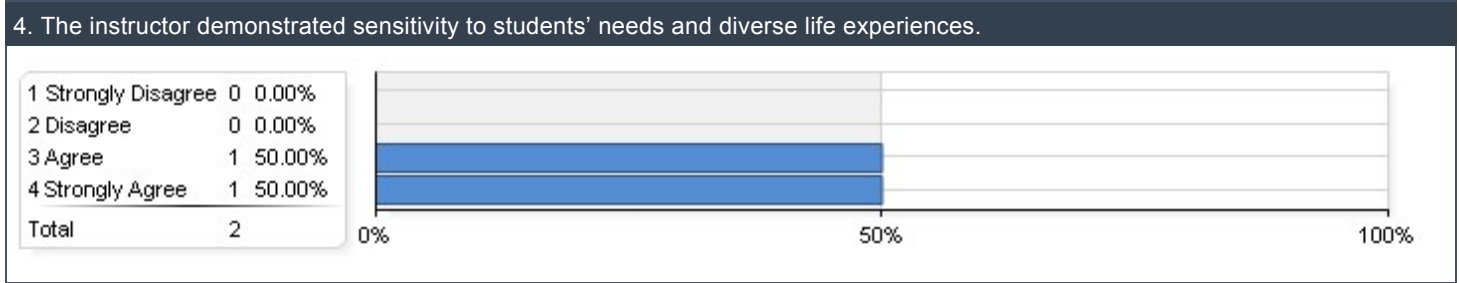
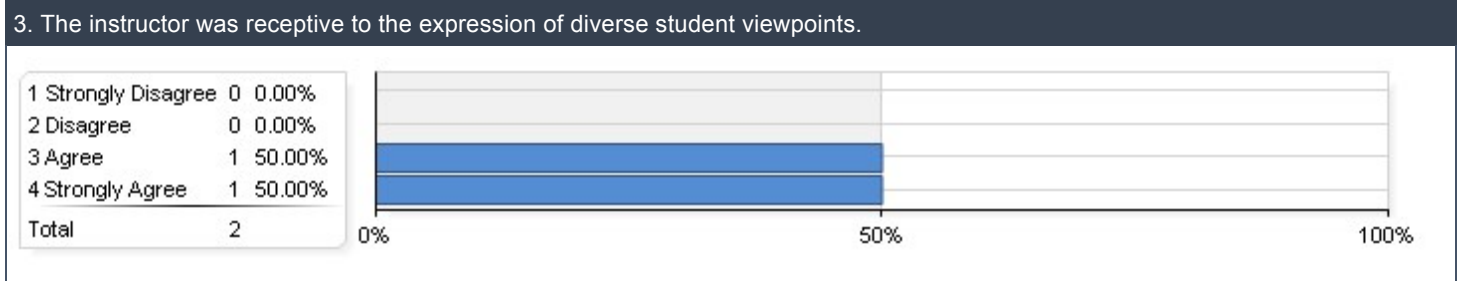
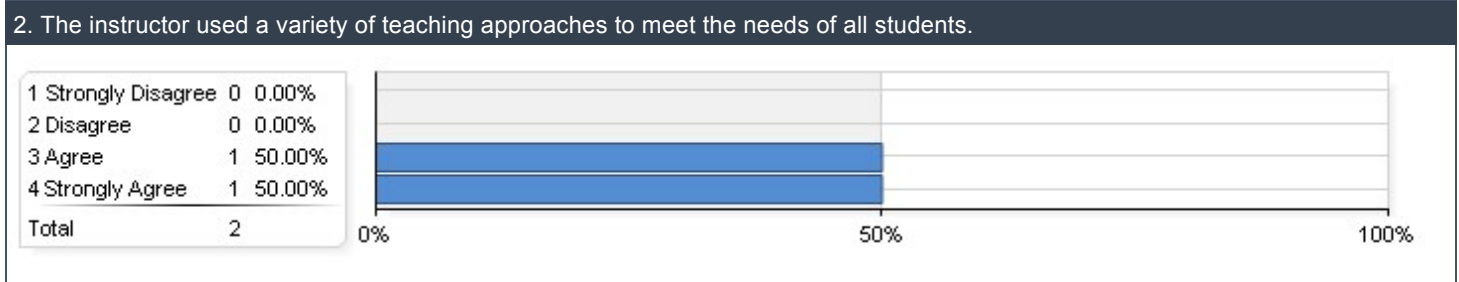
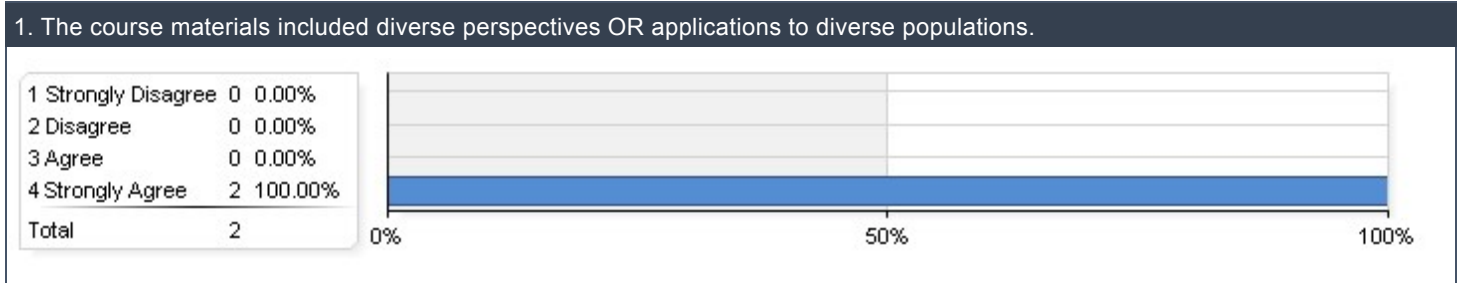
	N	Mean	Std. Deviation
The instructor carefully explained difficult concepts, methods, and subject matter.	2	3.50	0.71
The instructor encouraged questioning and discussion of course topics from the students.	2	4.00	0.00
The instructor encouraged me to do my best work.	2	3.50	0.71



LEARNING EXPERIENCE SUBSCALE ANALYSIS: INCLUSION PRACTICES

INCLUSION PRACTICES

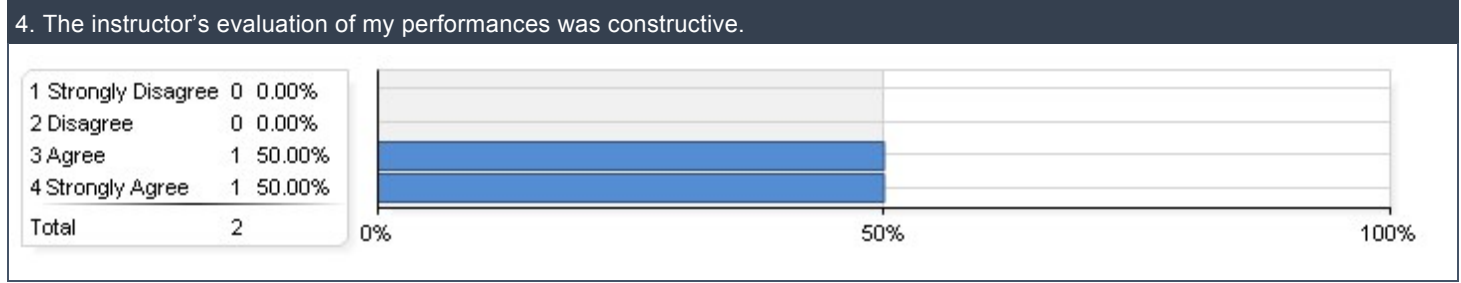

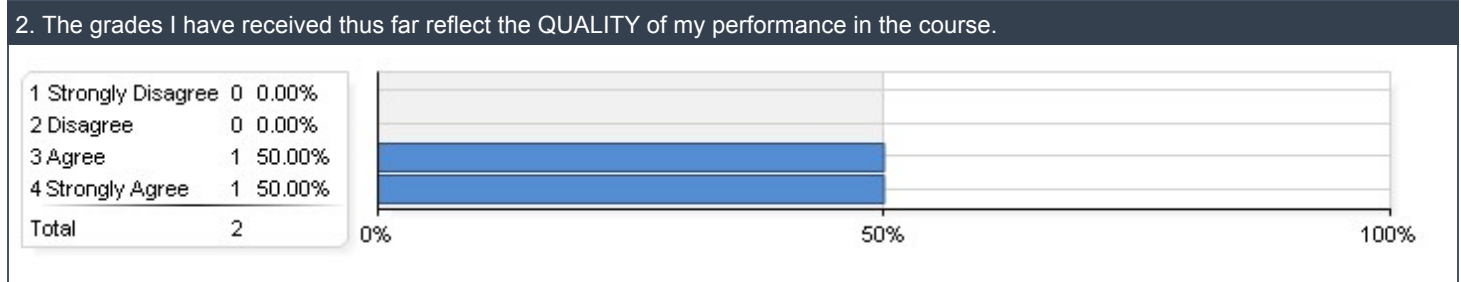

	N	Mean	Std. Deviation
The course materials included diverse perspectives OR applications to diverse populations.	2	4.00	0.00
The instructor used a variety of teaching approaches to meet the needs of all students.	2	3.50	0.71
The instructor was receptive to the expression of diverse student viewpoints.	2	3.50	0.71
The instructor demonstrated sensitivity to students' needs and diverse life experiences.	2	3.50	0.71



LEARNING EXPERIENCE SUBSCALE ANALYSIS: ASSESSMENT PRACTICES

ASSESSMENT PRACTICES

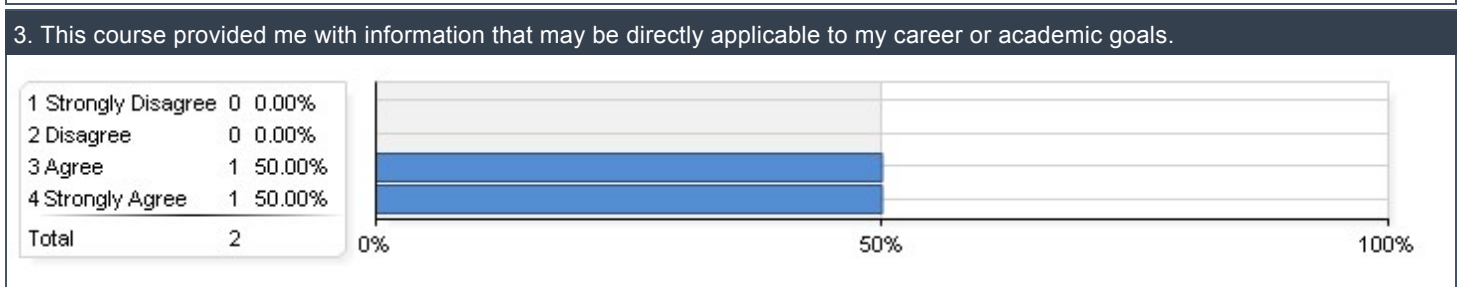
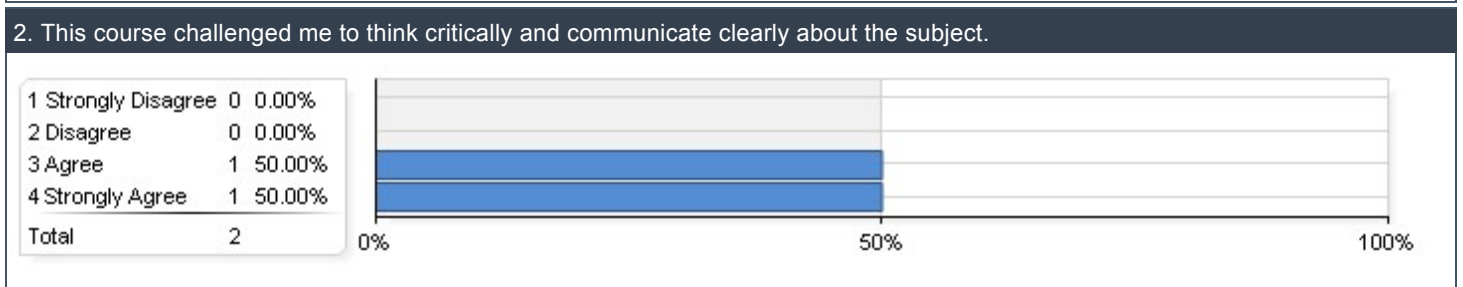
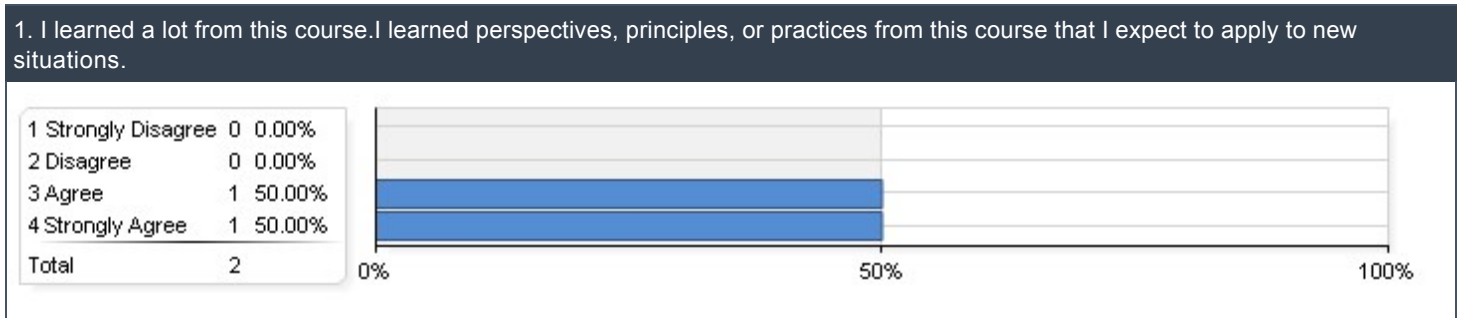
	N	Mean	Std. Deviation
The assessments/assignments reflected what was covered in the course.	2	3.50	0.71
The grades I have received thus far reflect the QUALITY of my performance in the course.	2	3.50	0.71
The criteria for good performance on the assignments or assessments were clearly communicated.	2	3.50	0.71
The instructor's evaluation of my performances was constructive.	2	3.50	0.71



LEARNING EXPERIENCE SUBSCALE ANALYSIS: COURSE IMPACT

COURSE IMPACT

	N	Mean	Std. Deviation
I learned a lot from this course.I learned perspectives, principles, or practices from this course that I expect to apply to new situations.	2	3.50	0.71
This course challenged me to think critically and communicate clearly about the subject.	2	3.50	0.71
This course provided me with information that may be directly applicable to my career or academic goals.	2	3.50	0.71



If you disagreed with one of the previous items on COURSE DESIGN, INSTRUCTIONAL PRACTICES, ASSESSMENT PRACTICES or COURSE IMPACT, please describe a change that would improve that aspect of the course.

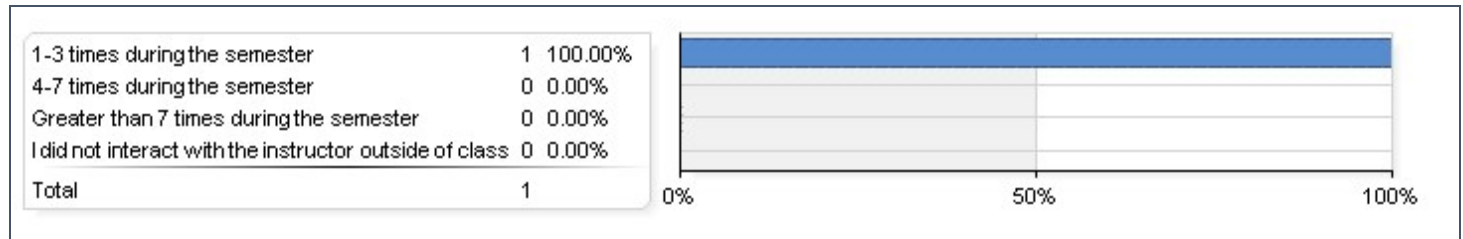
Students
Not Answered

STUDENT ENGAGEMENT ANALYSIS

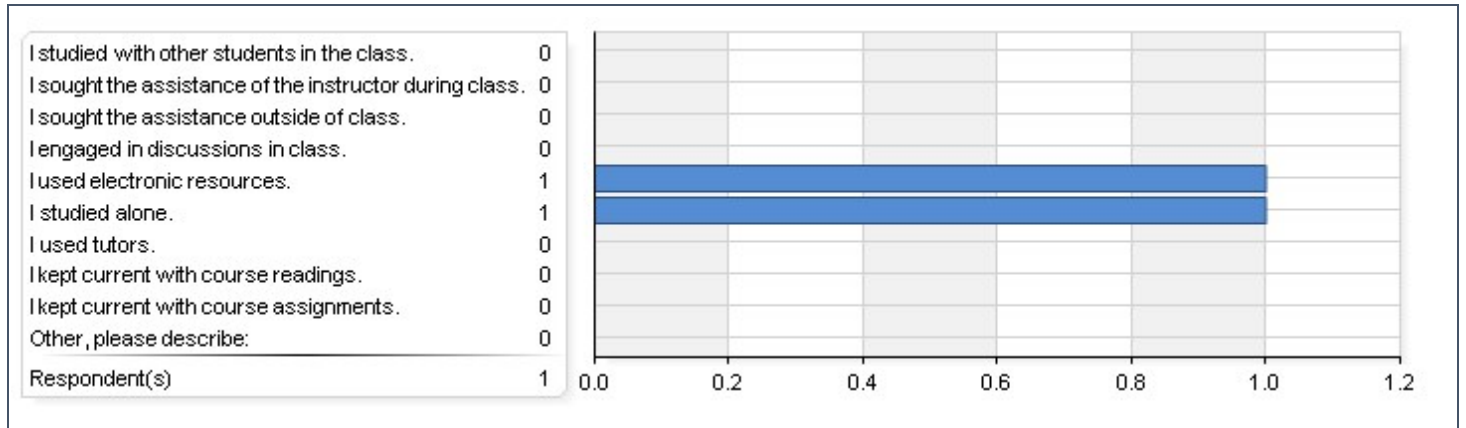
Hours Spent Doing Coursework Outside of Class



Number of Instructor Interactions Outside of Class



Student Participation in Learning for the Course



Please describe the most valuable aspect(s) of this course.

Comments
Not Answered

Please describe the least valuable aspect(s) of this course.

Comments
Not Answered

Is there additional information or feedback that you would like to share with Sergey Lototsky?

Students
Not Answered