



## Individual Report for Instructor Lototsky (39482-20162 : MATH-606 Topics in Stochastic Processes (39482))

USC Student Course Evaluations - Summer 2016

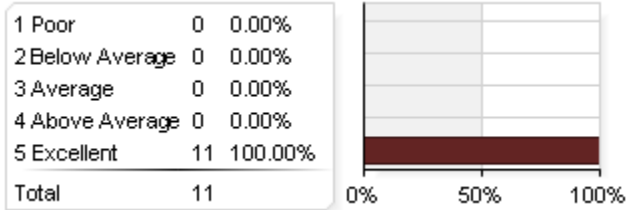
### Subject Details

**Name** MATH-606 Topics in Stochastic Processes (39482)  
**Section** 39482-20162  
**Course\_ID** MATH-606  
**Course Type** Lecture  
**Course Department** MATH  
**School** LAS  
**Session** 054  
**First Name** Sergey  
**Last Name** Lototsky  
**Email** lototsky@math.usc.edu  
**TA** 2

**Creation Date** Mon, Aug 29, 2016

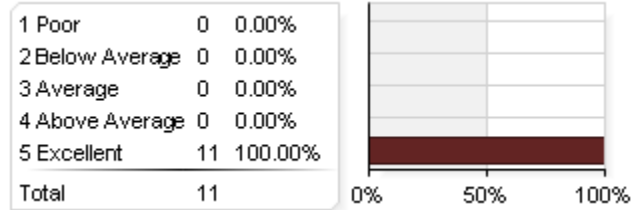
## How would you rate the instructor's effectiveness on the following items?

1. Clearly articulated course goals.



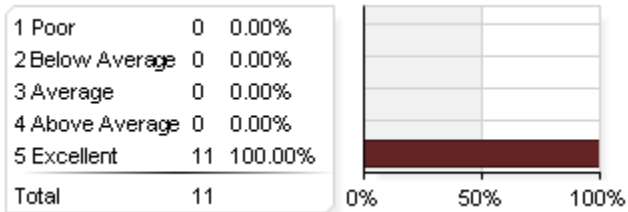
Statistics	Value
Mean	5.00
Median	5.00
Mode	5
Standard Deviation	+/-0.00
Standard Error (base on SD)	+/-0.00

2. Organized course to achieve those goals.



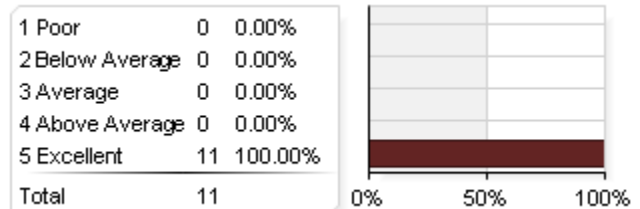
Statistics	Value
Mean	5.00
Median	5.00
Mode	5
Standard Deviation	+/-0.00
Standard Error (base on SD)	+/-0.00

3. Carefully explained difficult concepts, methods, and subject matter.



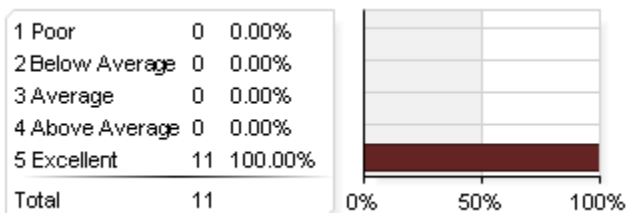
Statistics	Value
Mean	5.00
Median	5.00
Mode	5
Standard Deviation	+/-0.00
Standard Error (base on SD)	+/-0.00

4. Encouraged students to participate in their learning (e.g., through discussion, projects, study groups and other appropriate activities).



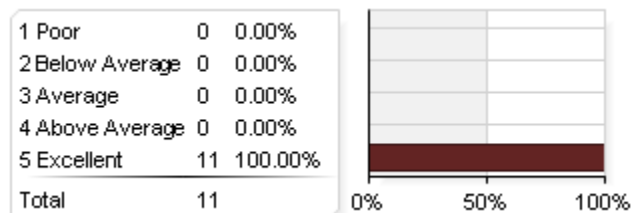
Statistics	Value
Mean	5.00
Median	5.00
Mode	5
Standard Deviation	+/-0.00
Standard Error (base on SD)	+/-0.00

5. Was accessible to students (e.g., during office hours, before and after class, etc.).



Statistics	Value
Mean	5.00
Median	5.00
Mode	5
Standard Deviation	+/-0.00
Standard Error (base on SD)	+/-0.00

6. Evaluated student work in fair and appropriate ways.



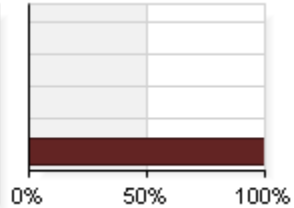
Statistics	Value
Mean	5.00
Median	5.00
Mode	5
Standard Deviation	+/-0.00
Standard Error (base on SD)	+/-0.00

7. Was enthusiastic about communicating the

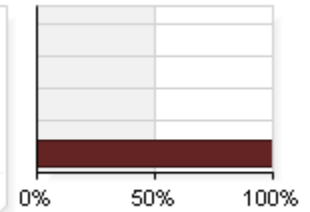
8. Stimulated student interest in the subject matter.

subject matter.

1 Poor	0	0.00%
2 Below Average	0	0.00%
3 Average	0	0.00%
4 Above Average	0	0.00%
5 Excellent	11	100.00%
<b>Total</b>	<b>11</b>	



1 Poor	0	0.00%
2 Below Average	0	0.00%
3 Average	0	0.00%
4 Above Average	0	0.00%
5 Excellent	11	100.00%
<b>Total</b>	<b>11</b>	

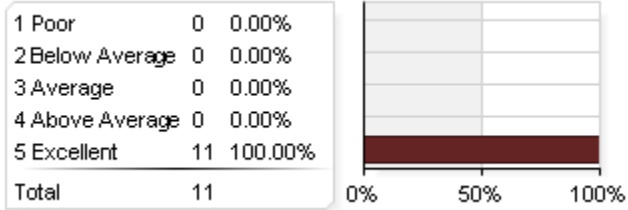


Statistics	Value
Mean	5.00
Median	5.00
Mode	5
Standard Deviation	+/-0.00
Standard Error (base on SD)	+/-0.00

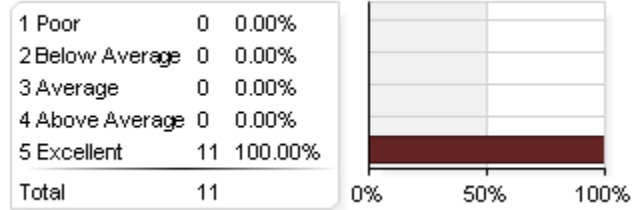
Statistics	Value
Mean	5.00
Median	5.00
Mode	5
Standard Deviation	+/-0.00
Standard Error (base on SD)	+/-0.00

## How would you rate the instructor's effectiveness on the following items? (continued)

9. Presented subject matter in ways that were academically challenging.



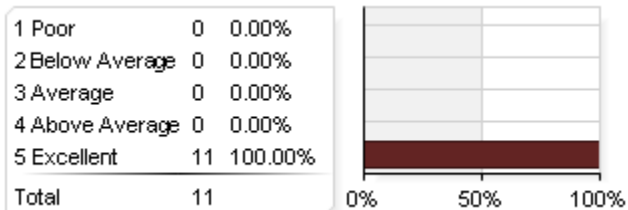
10. Provided students a valuable learning experience.



Statistics	Value
Mean	5.00
Median	5.00
Mode	5
Standard Deviation	+/-0.00
Standard Error (base on SD)	+/-0.00

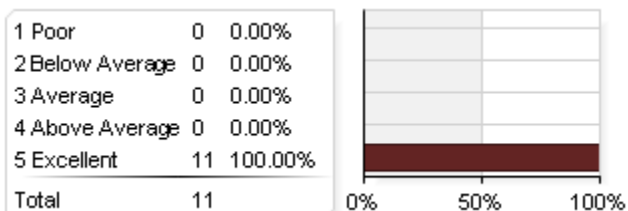
Statistics	Value
Mean	5.00
Median	5.00
Mode	5
Standard Deviation	+/-0.00
Standard Error (base on SD)	+/-0.00

### Overall, how would you rate this instructor?



Statistics	Value
Mean	5.00
Median	5.00
Mode	5
Standard Deviation	+/-0.00
Standard Error (base on SD)	+/-0.00

### Overall, how would you rate this course?



Statistics	Value
Mean	5.00
Median	5.00
Mode	5
Standard Deviation	+/-0.00
Standard Error (base on SD)	+/-0.00

### What were this instructor's main strengths?

**Comment**

He's an expert on the field. Few people can explain this topic as well as him.

**Additional comments?****Comment**

This was technically my last class at USC. Prof. Lototsky was one of the most influencing professor during my studies and has been extremely supporting on every aspect of the PhD program.