



USC University of
Southern California

Individual Report for Instructor Lototsky 39635-20173 : MATH-408 Mathematical Statistics (39635)

USC Student Course Evaluations - Fall 2017

Project Audience 20

Responses Received 9

Response Ratio 45.00%

Subject Details

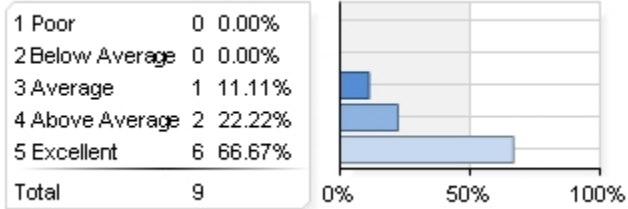
Name	MATH-408 Mathematical Statistics (39635)
Section	39635-20173
Course_ID	MATH-408
Course Type	Lecture
Course Department	MATH
School	LAS
Session	001
First Name	Sergey
Last Name	Lototsky
Email	lototsky@math.usc.edu

Creation Date Tue, Dec 19, 2017



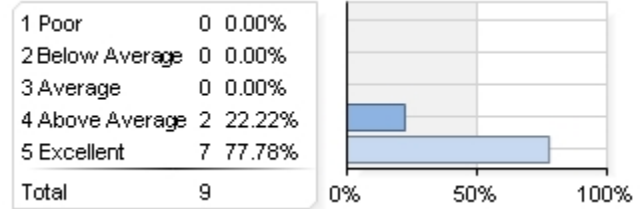
How would you rate the instructor's effectiveness on the following items?

1. Clearly articulated course goals.



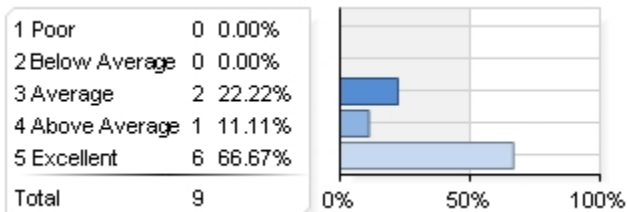
Statistics	Value
Mean	4.56
Median	5.00
Mode	5
Standard Deviation	0.73

2. Organized course to achieve those goals.



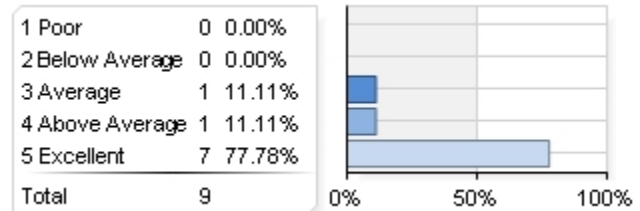
Statistics	Value
Mean	4.78
Median	5.00
Mode	5
Standard Deviation	0.44

3. Carefully explained difficult concepts, methods, and subject matter.



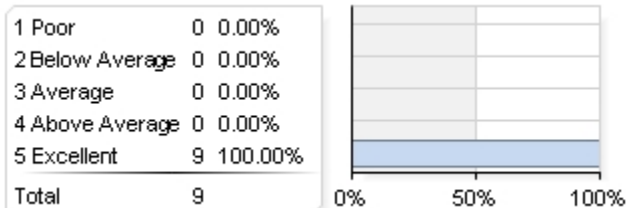
Statistics	Value
Mean	4.44
Median	5.00
Mode	5
Standard Deviation	0.88

4. Encouraged students to participate in their learning (e.g., through discussion, projects, study groups and other appropriate activities).



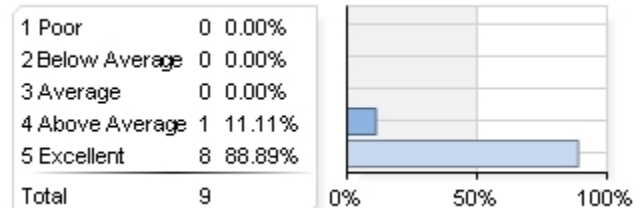
Statistics	Value
Mean	4.67
Median	5.00
Mode	5
Standard Deviation	0.71

5. Was accessible to students (e.g., during office hours, before and after class, etc.).



Statistics	Value
Mean	5.00
Median	5.00
Mode	5
Standard Deviation	0.00

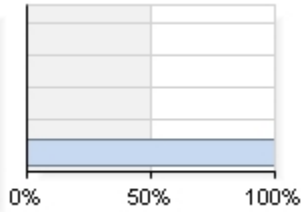
6. Evaluated student work in fair and appropriate ways.



Statistics	Value
Mean	4.89
Median	5.00
Mode	5
Standard Deviation	0.33

7. Was enthusiastic about communicating the subject matter.

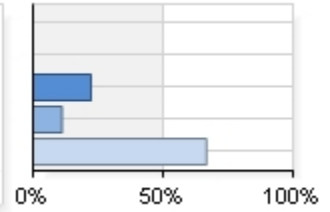
1 Poor	0	0.00%
2 Below Average	0	0.00%
3 Average	0	0.00%
4 Above Average	0	0.00%
5 Excellent	9	100.00%
Total	9	



Statistics	Value
Mean	5.00
Median	5.00
Mode	5
Standard Deviation	0.00

8. Stimulated student interest in the subject matter.

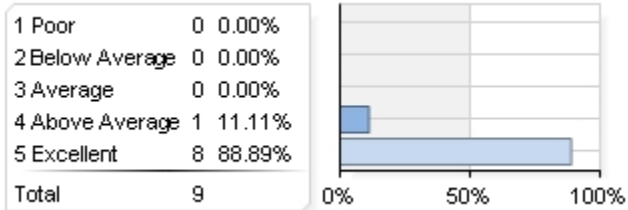
1 Poor	0	0.00%
2 Below Average	0	0.00%
3 Average	2	22.22%
4 Above Average	1	11.11%
5 Excellent	6	66.67%
Total	9	



Statistics	Value
Mean	4.44
Median	5.00
Mode	5
Standard Deviation	0.88

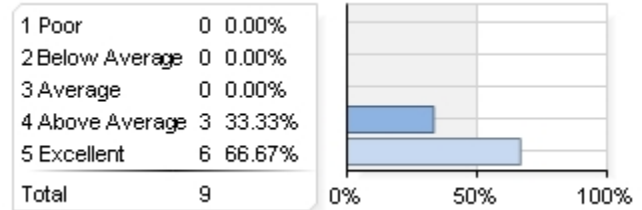
How would you rate the instructor's effectiveness on the following items? (continued)

9. Presented subject matter in ways that were academically challenging.



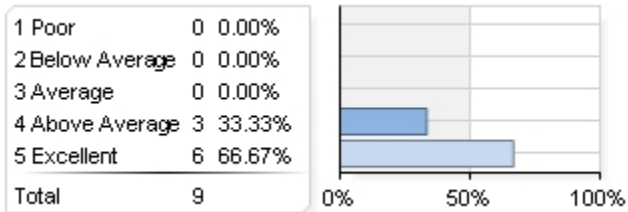
Statistics	Value
Mean	4.89
Median	5.00
Mode	5
Standard Deviation	0.33

10. Provided students a valuable learning experience.



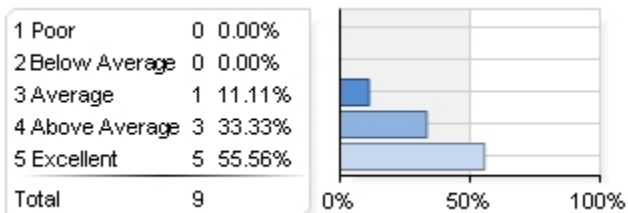
Statistics	Value
Mean	4.67
Median	5.00
Mode	5
Standard Deviation	0.50

Overall, how would you rate this instructor?



Statistics	Value
Mean	4.67
Median	5.00
Mode	5
Standard Deviation	0.50

Overall, how would you rate this course?



Statistics	Value
Mean	4.44
Median	5.00
Mode	5
Standard Deviation	0.73

What were this instructor's main strengths?

Comments

He did well to stimulate interest on the advanced materials in Statistics, while still walking through the basic concepts, and preparing students well for exams. He was very understanding and fair with grading and making students interested in coming to class.

creative project to make course fun

he is knowledgeable

very knowledgeable about the subject material

He was clearly very knowledgeable about his information and was able to demonstrate its applications.

How might this instructor improve their teaching effectiveness?

Comments

I do not have any suggestions. Great professor.

handwriting

he has accent, it makes me confuse sometimes, but he explained to me patiently.

maybe do a few more examples in class of harder material so we can see how it is used

Perhaps, to encourage attendance, not post lecture notes on blackboard

Additional comments?

Students

Thank you for a great semester! Cheers!

no

thank you for everything, good class

Thank you for a great semester