

Comparing online panels recruited through face-to-face and self-completion surveys.



Vera Messing

HUN-REN Centre for Social Sciences
Fulbright fellow at the University of Denver

Bence Ságvári

HUN-REN Centre for Social Sciences
Indiana University Bloomington

Blanka Szeitl

HUN-REN Centre for Social Sciences
ELTE University, Budapest

Who are we?



- ✓ PI-s to the Hungarian partnership of the European Social Survey (ESS) since 2012
- ✓ PI for Hungarian ESS CRONOS panel projects

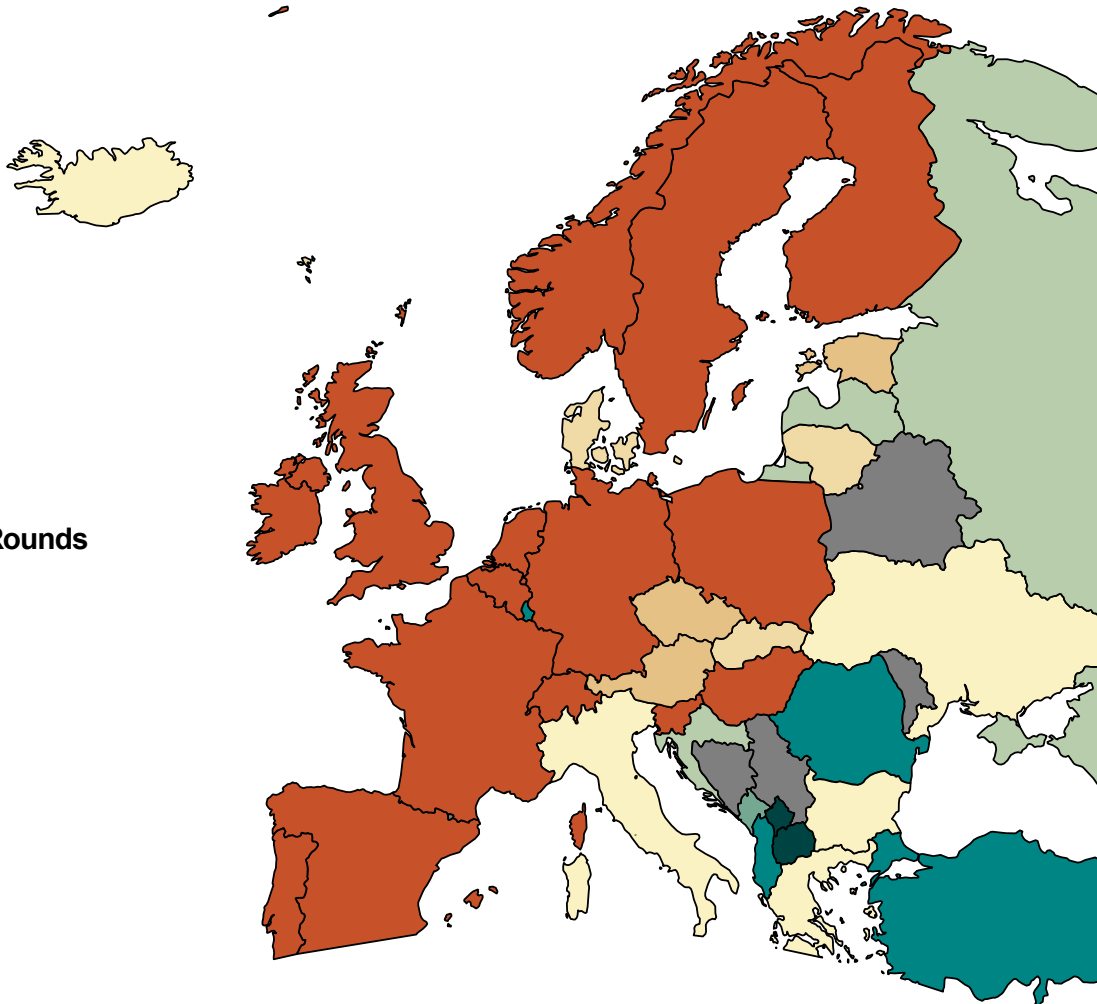



- ✓ Partners to a number of experimental research initiative (Push-to-Web, Cognitive Interview) within the ESS



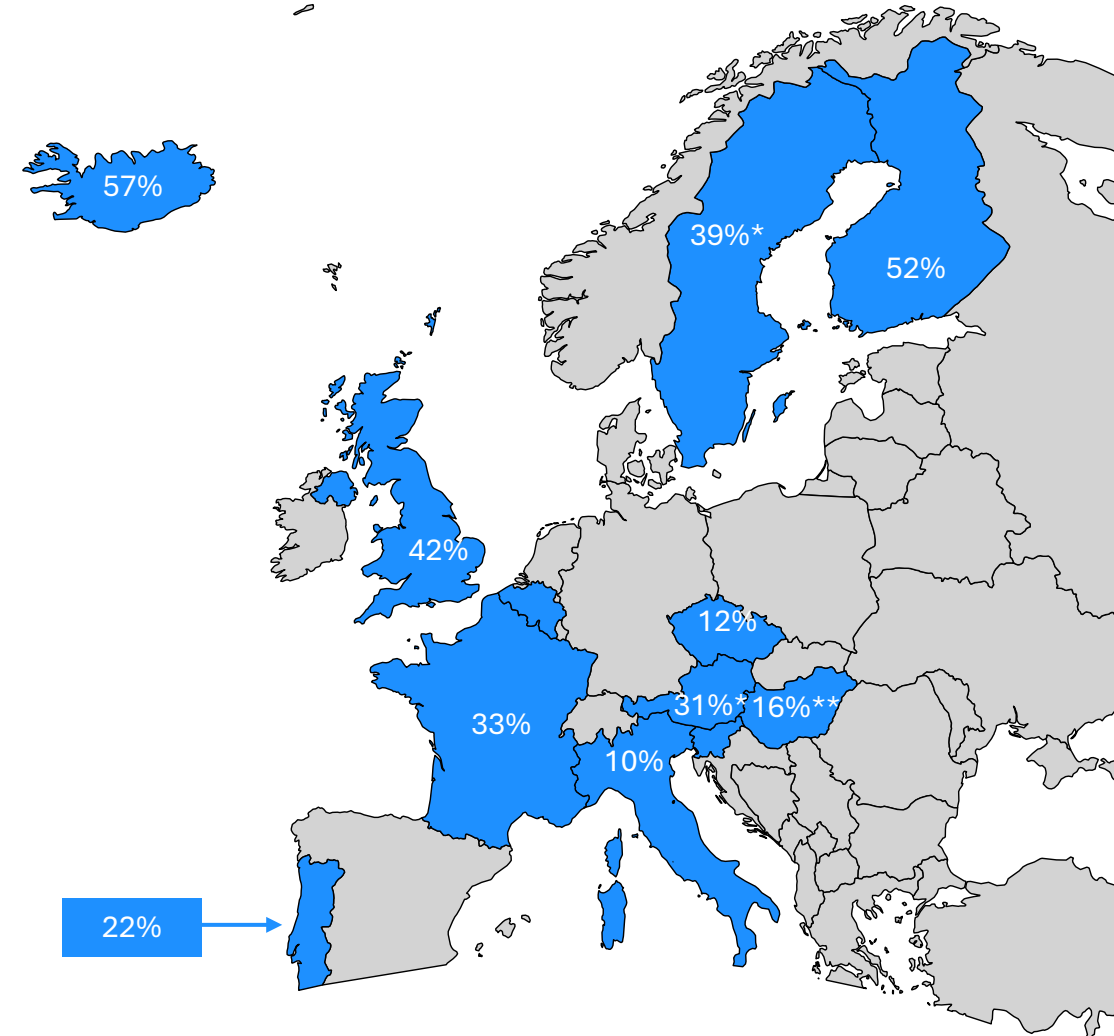
Bi-annual social science survey in Europe since 2002, R11 published/ R12 in field, **N=1500/ country**, 38 countries ever, **Strict random probability samples**, 15 countries in all rounds. Over half million interviews, **Comparative in space and time**

Number of Rounds

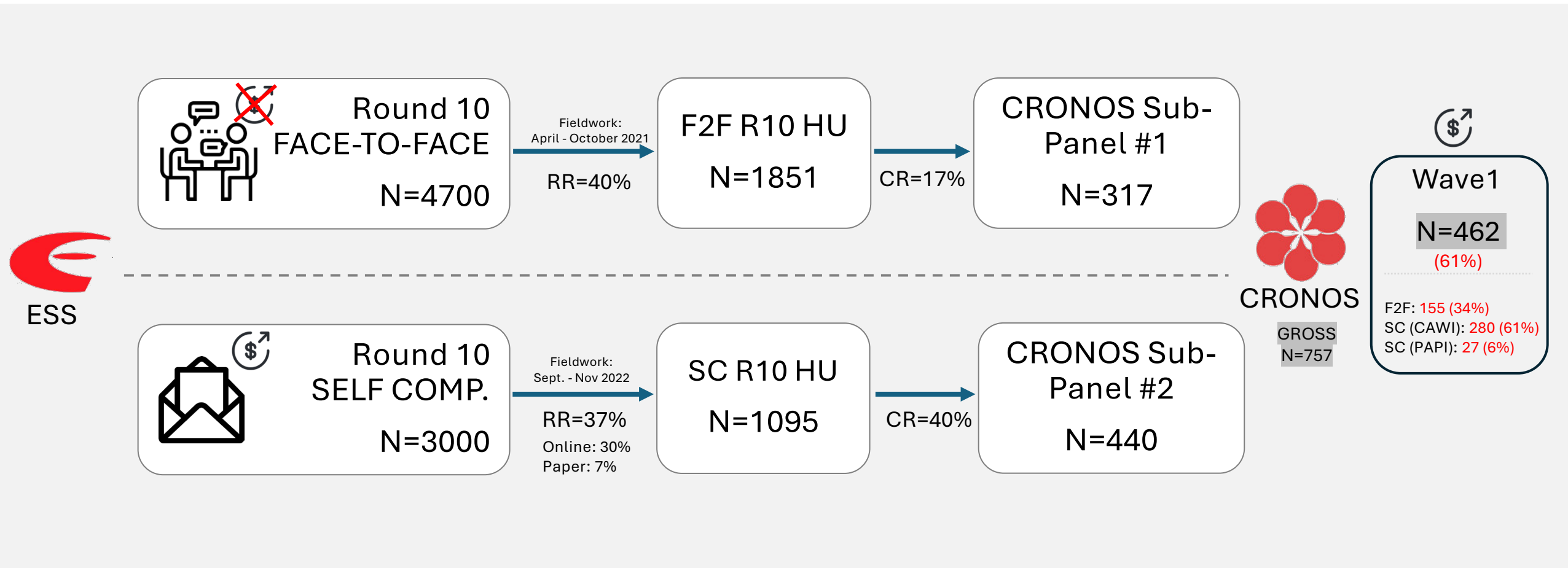


CRONOS-2

CRONOS = CROss National Online Survey Panel, **Recruited on the back of ESS R10**, 12 countries: AT, B, CZ, FI, FR, HU, IL, IT, PT, SL, SW, UK, **N = 6493**, 6 waves in 2021-23; 5 waves in 2024/25; 3 waves in 2026/27



FROM ESS TO CRONOS-2 RECRUITING PANELISTS IN HUNGARY



AIM OF THE PRESENTATION



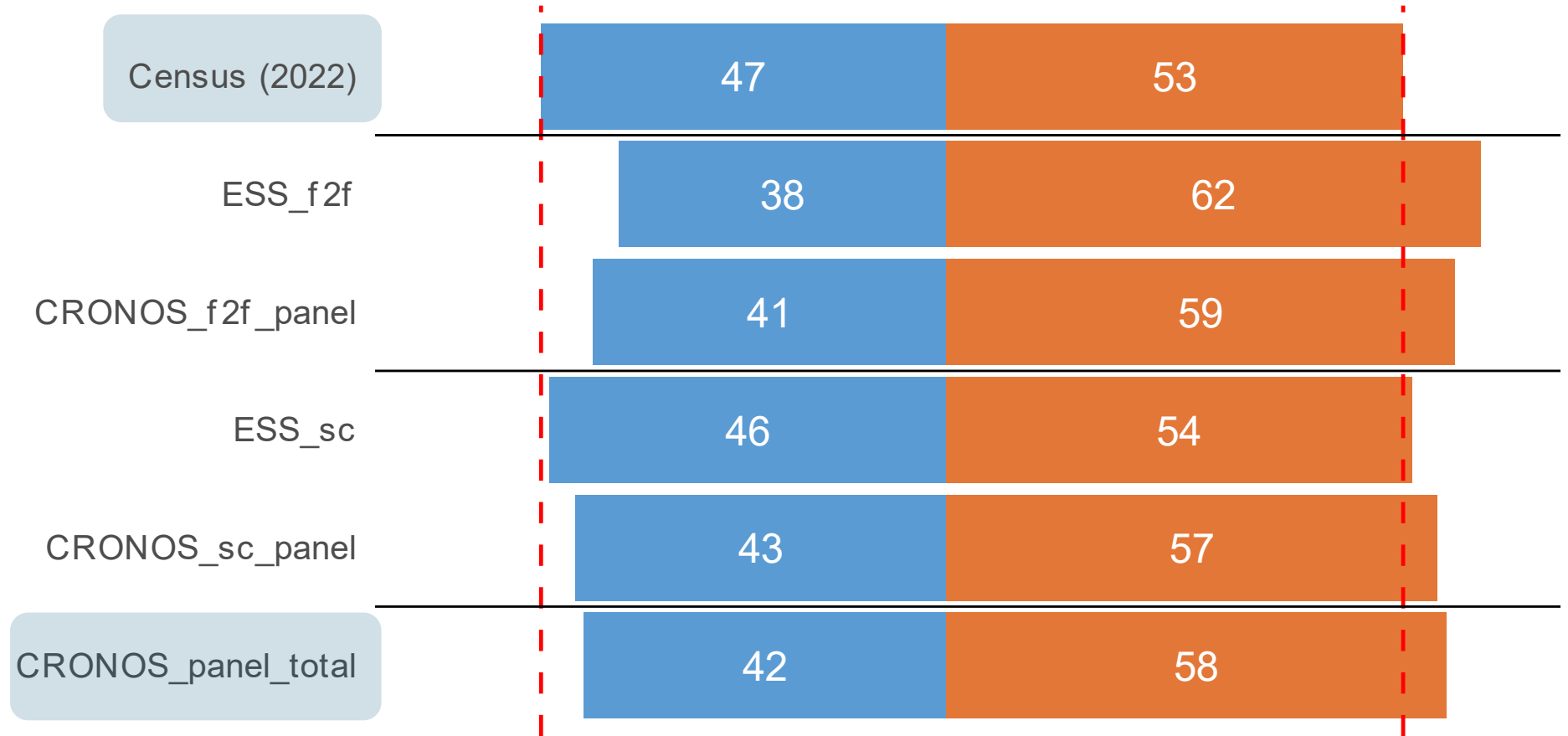
Does the mode of recruiting a probability- based panel (via self-completion or interviewer assisted survey) matter in terms of ...

... the demographic composition of the panel?

... responses in general?

... and survey attitudes?

SELECTION BIAS BY DEMOGRAPHY (Gender)

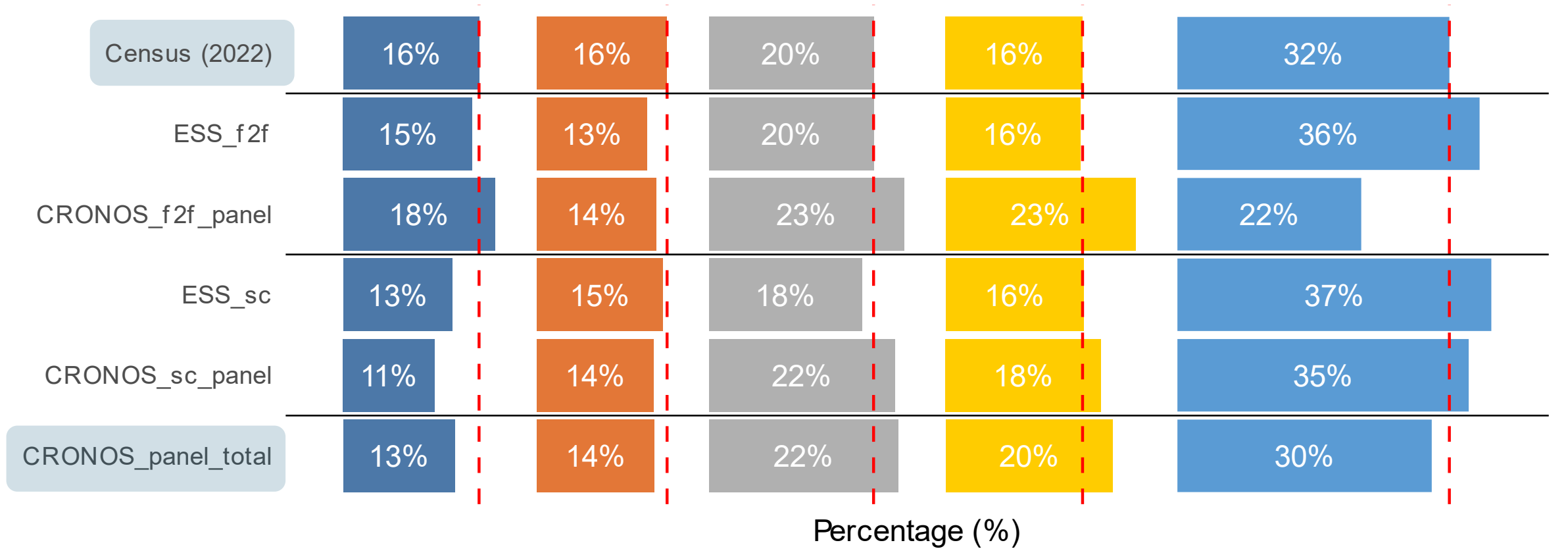


Male Female

--- Censusreference
Unweighted surveydata

SELECTION BIAS BY DEMOGRAPHY

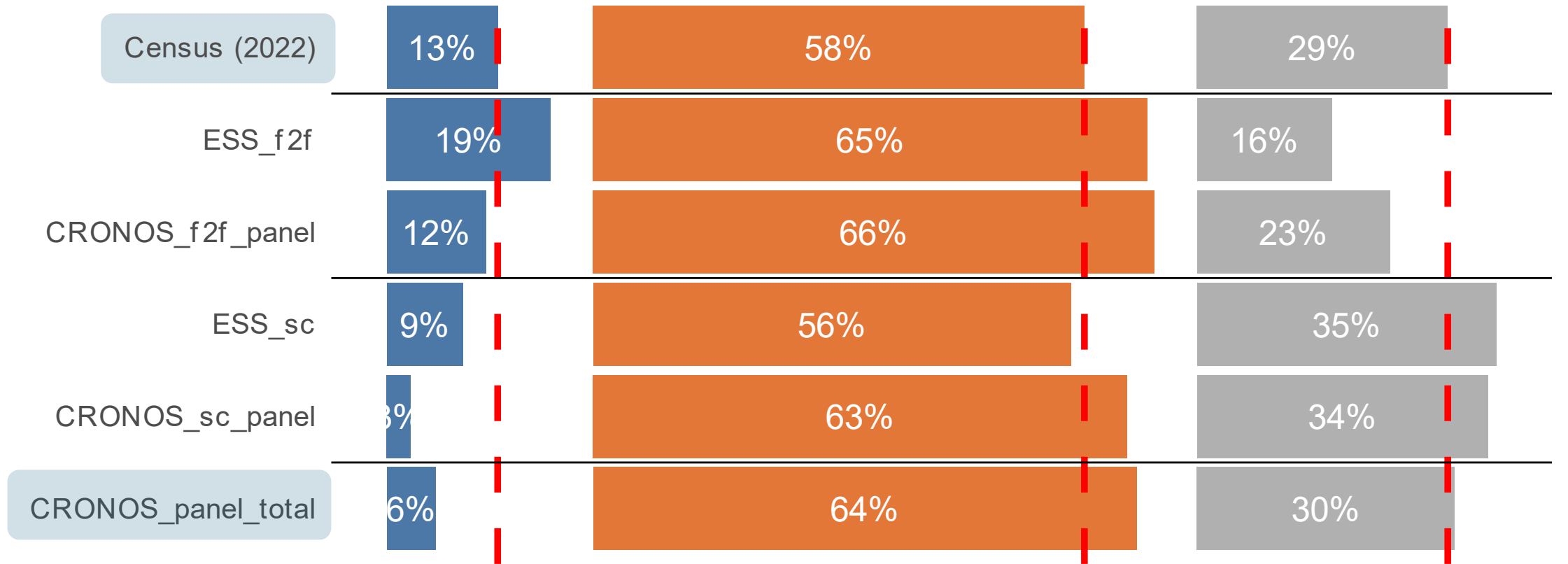
(Age)



Age Group 18-29 30-39 40-49 50-59 60-99

--- Census reference
Unweighted survey data

SELECTION BIAS BY DEMOGRAPHY (EDUCATION)



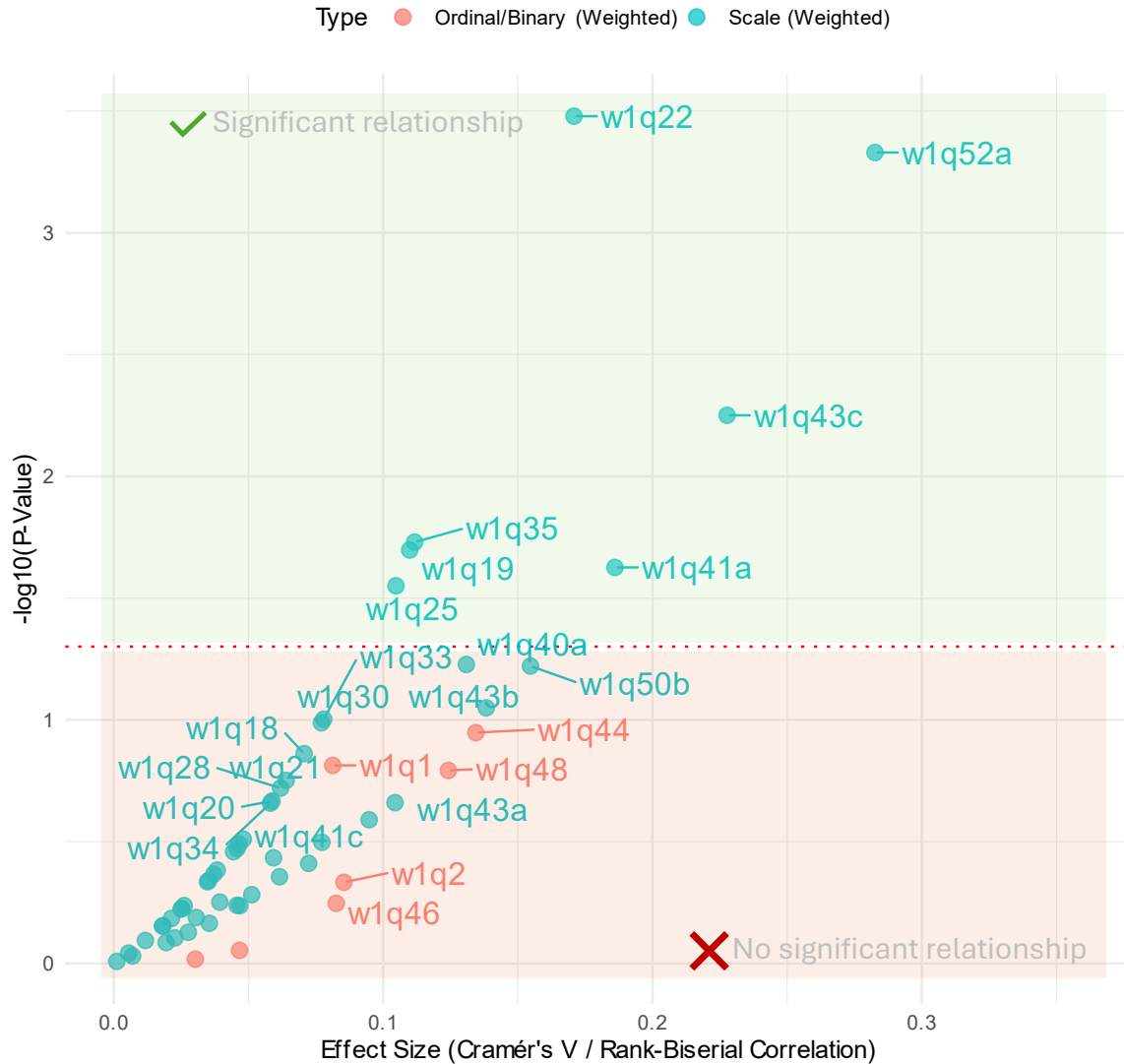
Percentage (%)

Education ■ Primary ■ Secondary ■ Tertiary

----- Census reference
Unweighted survey data

EFFECT OF RECRUITMENT MODE ON OUTCOMES

Weighted Analysis: All Variables vs. Mode2



w1q22	If over half of the people in [country] clearly express a view against a national policy, how likely or unlikely is it that it would be adjusted accordingly?
w1q52a	If these actions did raise the cost of living, would you be in favour or against more financial support for the elderly?
w1q43c	Taxes on imports of goods from countries with lower environmental standards, to encourage those countries to raise their standards
w1q35	I receive too many requests to take part in surveys
w1q19	If a member of parliament in [country] were offered a bribe to influence the awarding of a public project (for example, building a road), how likely or unlikely is it that they would accept it?
w1q41a	Helping and retraining workers who lose their jobs because of new environmental policies
w1q25	If a decision were to be taken affecting the area where you live, how likely or unlikely is it that people living there would have an opportunity to influence this decision?

ATTITUDES ON SURVEYS



CONCLUSIONS



- ESS CRONOS provided a well-balanced panel with a solid sample size.
- Recruitment rates differed significantly among countries, ranging from 10% to 57%.
- While the Hungarian subpanels demonstrated some bias, aggregation effectively mitigated this.
- Most questions (88%) showed no significant differences regardless of the recruitment mode..
- However, certain topics, such as some survey attitudes and perceptions of corruption, did reveal mode effects – but no meaningful patterns.
- CRONOS has proven to be a quicker and more agile complement to the ESS framework.

Open access data



ess.sikt.no/en/

ESS Data Portal

Log in 🔍 Menu ☰

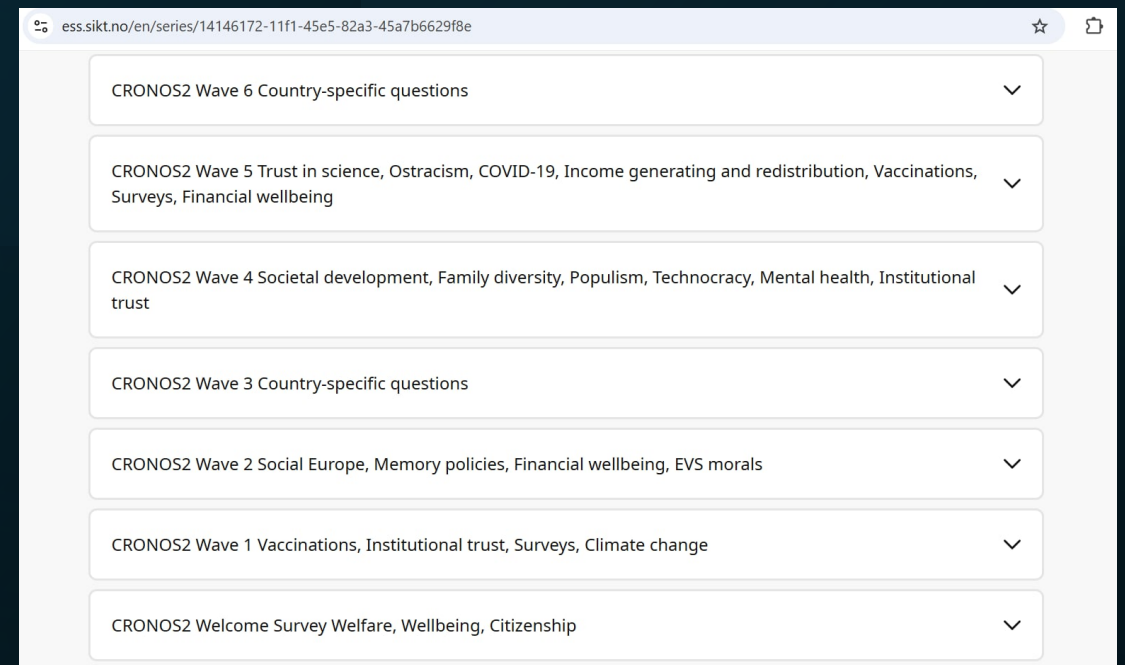
ESS Data Portal

- Search, download or visualize data from the European Social Survey.
- Access data from **EOSC Future Project** and **CROss-National Online Survey (CRONOS)**.
- Create your own datasets using the **Datafile Builder (Wizard)**.

Search for ESS data e.g. trust politicians, election 🔍

European Social Survey 2002 - 2023

Search and download European Social Survey data for over 50,000 questions and variables contained in 115 downloadable data files. This service is a work in progress, to improve your access to ESS data.



ess.sikt.no/en/series/14146172-11f1-45e5-82a3-45a7b6629f8e

- CRONOS2 Wave 6 Country-specific questions
- CRONOS2 Wave 5 Trust in science, Ostracism, COVID-19, Income generating and redistribution, Vaccinations, Surveys, Financial wellbeing
- CRONOS2 Wave 4 Societal development, Family diversity, Populism, Technocracy, Mental health, Institutional trust
- CRONOS2 Wave 3 Country-specific questions
- CRONOS2 Wave 2 Social Europe, Memory policies, Financial wellbeing, EVS morals
- CRONOS2 Wave 1 Vaccinations, Institutional trust, Surveys, Climate change
- CRONOS2 Welcome Survey Welfare, Wellbeing, Citizenship

www.europeansocialsurvey.org

www.ess.sikt.no



THANK YOU!



Messing.Vera@tk.hun-ren.hu
Sagvari.bence@tk.hun-ren.hu / @benczus

