
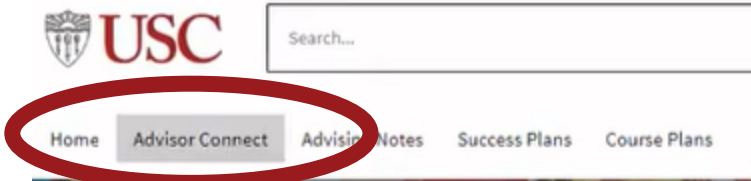
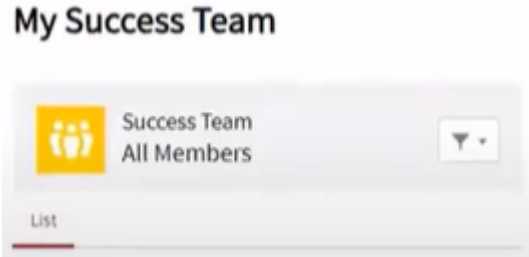


How to Find Your Academic Advisor

| | |
|---|---|
| <p>1. Log into MyUSC (my.usc.edu) and click Advise USC</p> |  <p>A screenshot of the MyUSC dashboard. The dashboard features a grid of service tiles. The 'Advise USC' tile, which includes a red compass icon, is circled in red. Other visible tiles include 'Grading and Rosters for instructors', 'Web Registration', 'Gmail', 'Pay My Bill e.Pay', 'Courses', 'OASIS academic records', and 'myUSC Updates what's new in myUSC'.</p> |
| <p>2. Click on Advisor Connect</p> |  <p>A screenshot of the USC website navigation menu. The 'Advisor Connect' link is circled in red. The menu also includes 'Home', 'Advisor Notes', 'Success Plans', and 'Course Plans'. A search bar is visible at the top right.</p> |
| <p>3. Scroll to My Success Team and view your advisor</p> |  <p>A screenshot of the 'My Success Team' section. It shows a card for 'Success Team All Members' with a yellow icon of two people and a dropdown arrow. Below the card is a 'List' button.</p> |